



South Norfolk Council - Playing Pitch Strategy Assessment Report



A Report By FMG Consulting Ltd

August 2022

Table of Content

1. Introduction.....	1
2. Methodology.....	5
3. Football.....	19
4. Rugby Union.....	93
5. Hockey.....	129
6. Cricket.....	144
7. Tennis.....	183
8. Netball.....	205
9. Bowls.....	216
10. Next Steps.....	228

The Greater Norwich Playing Pitch Strategy 2022-2038 was jointly funded by the Greater Norwich Growth Board and Sport England. Sport England's support is gratefully acknowledged.

Definitions

3G	Third generation (artificial grass pitch)
AGP	Artificial grass pitch
BDA	Bowls Development Alliance
CIL	Community Infrastructure Levy
CFA	County Football Association
EH	England Hockey
FA	Football Association
FC	Football Club
HC	Hockey Club
ECB	England and Wales Cricket Board
LTA	Lawn Tennis Association
MES	Match Equivalent Session
NGB	National Governing Body
ONS	Office of National Statistics
PPS	Playing Pitch Strategy
PQS	Performance Quality Standard
RFU	Rugby Football Union
S106	Section 106
TGR	Team Generation Rate

1. Introduction

Introduction

- 1.1 In December 2013, Broadland, Norwich City, Norfolk County and South Norfolk Councils together with the New Anglia Local Enterprise Partnership signed a City Deal with government, adopting shared growth targets and forming a voluntary partnership. The area known as Greater Norwich is now overseen by two separate partnership boards; the Greater Norwich Development Partnership (GNDP), who oversee the development of the emerging Greater Norwich Local Plan and the Greater Norwich Growth Board (GNGB), who oversee the strategic delivery of infrastructure that is required to support the planned growth.
- 1.2 The GNGB commissioned FMG Consulting Ltd to deliver new Playing Pitch Strategies (PPS) to support the Councils to develop a clear approach to providing effective and sustainable sport and physical activity opportunities for local communities up to 2038, alongside the Greater Norwich Local Plan (GNLP). This will see the production of 3 individual assessment reports and an overarching Strategy and Action Plan.

Why the PPS is Being Developed

- 1.3 The strategies are being developed to update current supply and demand information within the 3 Local Authority areas, and cover the public, private, educational, voluntary and commercial sectors.
- 1.4 It will provide an evidence base to protect existing provision and ensure that future demand is also catered for.
- 1.5 The PPS is also being developed in tandem with a Greater Norwich Physical Activity and Sports Strategy (PASS) and a Built Facilities Strategy (BFS) together they will provide a holistic approach towards the provision of sport and physical activity within the 3 authorities.
- 1.6 The National Planning Policy Framework (NPPF) sets out the governments planning policies for England and how these should be applied. Paragraph 98 emphasises the importance of access to high quality open spaces and opportunities for sport and physical activity for the health and wellbeing of communities. Paragraph 99 also states that such facilities shouldn't be built on or developed unless:
 - an assessment has been undertaken which has clearly shown the open space, buildings or land to be surplus to requirements; or

- the loss resulting from the proposed development would be replaced by equivalent or better provision in terms of quantity and quality in a suitable location; or
- the development is for alternative sports and recreational provision, the benefits of which clearly outweigh the loss of the current or former use.

1.7 The strategies will be developed in accordance with national planning guidance, in order to provide a robust evidence base for future playing pitch provision within the 3 Local Authority areas.

Assessment Area

1.8 This assessment report will cover the administrative boundary of South Norfolk Council.

1.9 For the purpose of this work the area of South Norfolk has been broken down into sub analysis areas. Sub analysis areas provide a more localised assessment of supply and demand issues within a local authority area. The following sub analysis areas have been agreed for South Norfolk.

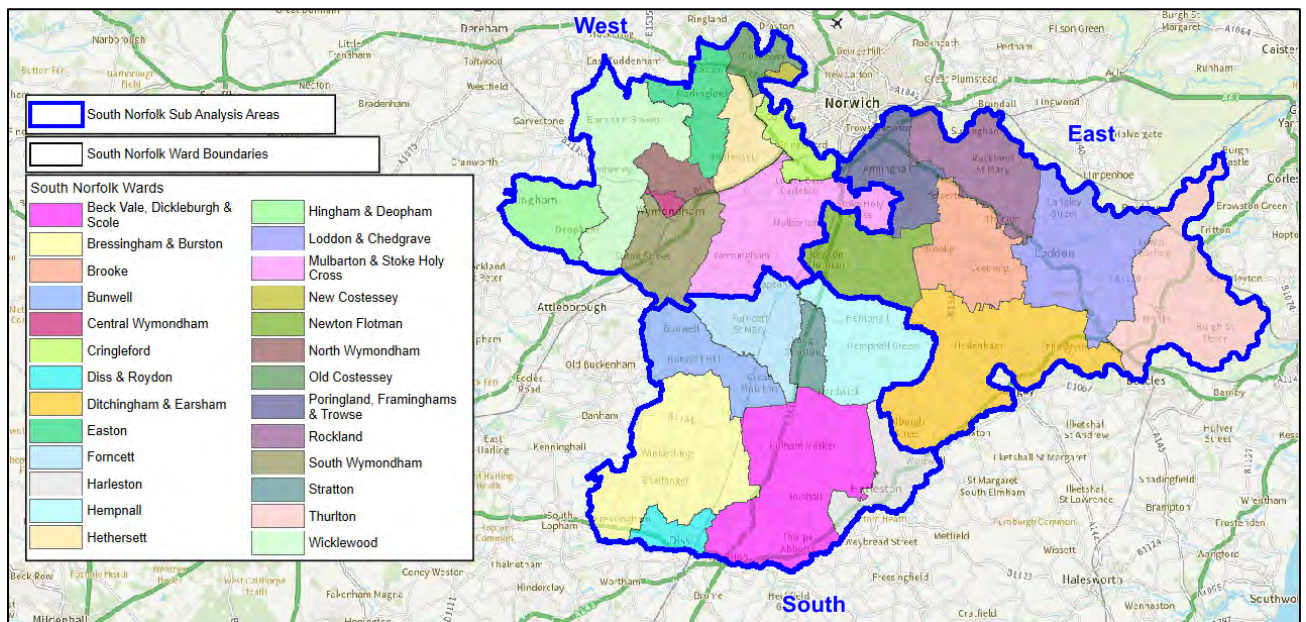
Table 1.1 South Norfolk Sub Analysis Areas

East	West	South
Poringland, Framinghams & Trowse	Cringleford	Forncett
Rockland	Old Costessey	Stratton
Brooke	New Costessey	Hempnall
Thurlton	Easton	Harleston
Ditchingham & Earsham	Wicklewood	Diss & Roydon
Loddon & Chedgrave	Hingham & Deopham	Beck Vale, Dickleburgh & Scole
Newton Flotman	Mulbarton & Stoke Holy Cross	Bressingham & Burson

East	West	South
No data	North Wymondham	Bunwell
No data	Central Wymondham	No data
No data	South Wymondham	No data
No data	Hethersett	No data

1.10 Figure 1.1 below provides a spatial overview of South Norfolk with the 3 sub analysis areas that will be used for this study, these are east, west and south.

Figure 1.1 South Norfolk Sub Analysis Area Map



Agreed Scope

1.11 The following outdoor pitch sport facilities will be captured as part of the strategy:

- Football;
- Rugby Union;
- Cricket;
- Hockey.

1.12 The following outdoor non-pitch sport facilities will also be captured:

- Tennis;
- Bowls;
- Netball.

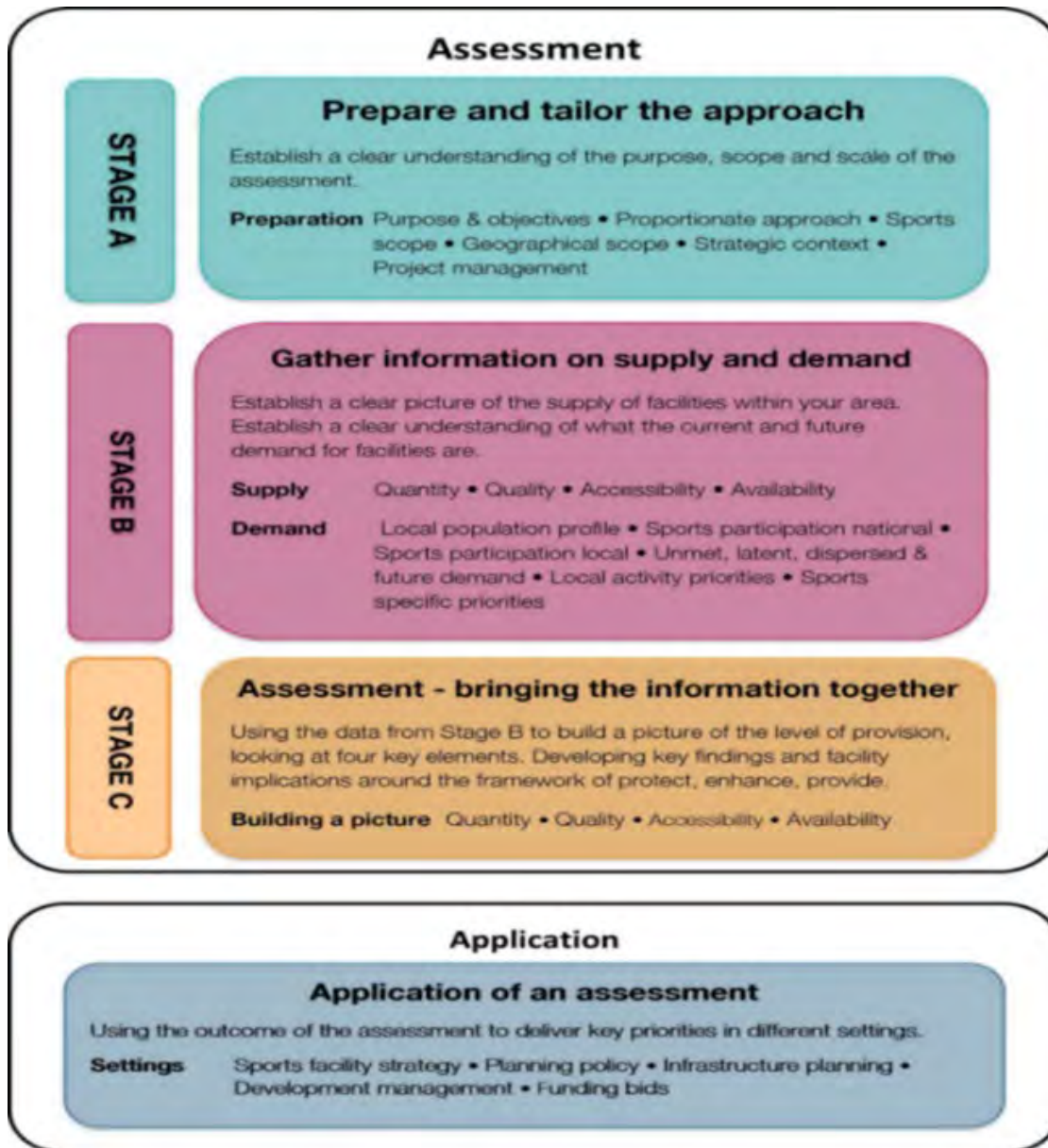
2. Methodology

Methodology

- 2.1 The PPS will be developed in line with Sport England's 'Playing Pitch Strategy Guidance: An approach to developing and delivering a playing pitch strategy', which was published in October 2013.
- 2.2 The guidance references a 10 step, 5 stage approach:
- Stage A: Prepare and tailor the approach (Step 1);
 - Stage B: Gather information and views on the supply of and demand for provision (Steps 2 & 3);
 - Stage C: Assess the supply and demand information and views (Steps 4, 5 & 6);
 - Stage D: Develop the strategy (Steps 7 & 8);
 - Stage E: Deliver the strategy and keep it robust and up to date (Steps 9 & 10).
- 2.3 This report will cover stages A – C of the approach.
- 2.4 Outdoor sports facilities that are included within the strategy but are not covered by Sport England's Playing Pitch Strategy Guidance, will be reviewed in accordance with Sports England's 'Assessing Needs and Opportunities Guide' (ANOG). This will be applied to Tennis, Netball and Bowls in this report.

2.5 Figure 2.1 shows the ANOG stages.

Figure 2.1 – ANOG Stages



Stage A: Prepare and tailor the approach (Step 1)

Management Arrangements

- 2.6 The project team consists of representatives from the Greater Norwich Project Team, Active Norfolk and each of the 3 local authorities included within the PPS.
- 2.7 A steering group has also been created of key stakeholders to help manage the project and enable the strategy to be delivered. This includes members of the project team and representatives from the National Governing Bodies of sport (NGB's) included within the strategy.
- 2.8 The steering group have helped to shape the strategy by providing relevant supply and demand data and supporting the consultation process. They have also reviewed all the work of the project team throughout the development of this report.
- 2.9 The steering group will also be vital in ensuring that recommendations identified within the strategy are delivered and that it is kept up to date and robust.

National Context

Sport England - Uniting the Movement ([Click here for Uniting the Movement](#))

- 2.10 The 10-year strategy was published in 2021 and looks to transform lives and communities through sport and physical activity.
- 2.11 It is the result of an 18-month consultation period with a wide range of partners and stakeholders who have helped to shape Uniting the Movement.
- 2.12 There is a recognition that more investment into sport and physical activity is needed through National Governing Bodies, other bodies, sports clubs, organisations and community groups.
- 2.13 It aims to remove existing barriers to sport and has 3 key objectives:
 - 1. Advocation for movement, sport and physical activity.
 - 2. Joining forces on 5 big issues:
 - Recover and reinvent;
 - Connecting communities;
 - Positive experiences for children and young people;
 - Connecting with health and wellbeing;
 - Active environments.
 - 3. Creating the catalyst for change.

- 2.14 NGB's also have their own strategy documents that set out their sport's strategic priorities nationally. An overview of these has been provided within the relevant sport specific section of this document

Local Context

Greater Norwich Local Plan ([Click Here for Regulation 19 Publication](#))

- 2.15 The emerging Greater Norwich Local Plan (Regulation 19) (GNLP) is set to supersede the currently adopted Joint Core Strategy. Once adopted it will extend the Greater Norwich planned period identifies where growth is needed to 2038, with Government targets leading to around 49,500 new homes being required. It also provides up to date policies to guide developments and meet Government requirements set out in the National Planning Policy Framework.
- 2.16 The Regulation 19 Draft Plan identifies that the population across Greater Norwich could increase to between 463,000 and 470,000 by 2038. The current population across Greater Norwich is estimated to be 412,236.

2.17 There are also a number of policies within the Local Plan that are relevant to the Playing Pitch Strategy. An overview has been provided in table 2.1.

Table 2.1 Greater Norwich Local Plan Overview

Policy	Overview
<p>Policy 1 The sustainable growth strategy</p>	<p>Policy 1 sets out the broad strategic approach. It also provides the context for subsequent more detailed strategic locational, thematic and sites policies in the plan. Sustainable development and inclusive growth are supported by delivery of the following between 2018 and 2038:</p> <ul style="list-style-type: none"> • to meet the need for around 40,550 new homes, provision is made for a minimum of 49,492 new homes; • to aid delivery of 33,000 additional jobs and support key economic sectors, around 360 hectares of employment land is allocated, and employment opportunities are promoted at the local level; • supporting infrastructure will be provided in line with policies 2 and 4; • environmental protection and enhancement measures including further improvements to the green infrastructure network will be delivered.
<p>Policy 7.2 The Main Towns</p>	<p>This policy sets out proposed developments within the main towns of Aylsham, Diss (with part of Roydon), Harleston, Long Stratton and Wymondham. This will account for roughly 6,850 new houses. The towns play a pivotal in the rural economy, providing employment opportunities and services for wider hinterlands.</p>
<p>Policy 7.3 The Key Service Centres</p>	<p>The Key Service Centres of Acle, Blofield, Brundall, Hethersett, Hingham, Loddon / Chedgrave, Poringland / Framingham Earl, Reepham and Wroxham will continue to be developed to enhance their function as places to live and providers of employment and services to serve the settlement and its hinterland.</p>

Policy	Overview
Policy 7.4 The Village Clusters	The Policy states that a minimum of 4,220 housing will be provided to support village services, as stated in policy 1. The GNLP Sites Plan allocates sites to meet the strategic requirement for up to 482 more homes in addition to the 1,146 homes already committed in the village clusters in Broadland.

Greater Norwich Infrastructure Plan 2021 ([Click here for the Greater Norwich Infrastructure Plan 2021](#))

- 2.18 The Greater Norwich Infrastructure Plan concentrates on the key infrastructure requirements that support the major growth locations. It does not seek to review or prioritise agreed infrastructure but is a means of refreshing and managing the strategic programme, keeping it up to date and fit for purpose.
- 2.19 From a playing pitch perspective, the plan seeks to support:
- Projects that improve the quality and capacity of sports facilities;
 - Projects that encourage adoption of healthier lifestyles through individual and community participation in sport and physical activity;
 - Projects that support the delivery of the playing pitch and built facilities strategies;
 - Projects that have an identified management strategy which provides financial sustainability in the long term.

The Joint Health and Wellbeing Strategy 2018-22 ([Click here for the Joint Health and Wellbeing Strategy 2018-22](#))

- 2.20 This is a joint strategy between Norfolk and Waveney. In Norfolk, it is estimated that 68,700 people live in the most deprived areas of England. The difference in life expectancy gap between those living in the most deprived and the least deprived areas is about 7 years for men and 4.5 years for women.
- 2.21 People living in deprivation on are more likely to experience violence, crime and accidents despite Norfolk having a low overall crime rate.
- 2.22 People living in the 20% most deprived areas are more likely to smoke, have an unhealthy diet and be less active.
- 2.23 The strategy identifies the following relevant priorities:
- **Prioritising Prevention:**
 - Creating healthy environments for children and young people to thrive in resilient, safe families;
 - Delivering appropriate early help services before crises occur;
 - Helping people to look after themselves and make healthier lifestyle changes.
 - **Tackling Inequalities in Communities:**
 - Identifying and ensuring access to services for those most vulnerable;
 - Promoting healthy relationships in families and communities;
 - Helping people out of poverty, particularly hidden rural poverty.

South Norfolk Local Plan – Wymondham Area Action Plan (2015) ([Click here for the Wymondham Area Action Plan](#))

- 2.24 Wymondham is a forward-looking market town which embraces sustainable growth to enhance its unique identity and sense of community, whilst ensuring that its historic character and natural environment are preserved and enhanced for future generations to enjoy.
- 2.25 A minimum of 2,200 new houses will be built on a number of sites around the town, meeting the highest standards of design, energy efficiency and affordability whilst recognising the need to sustain and improve the historic character and natural environment of Wymondham and provide the necessary infrastructure and public open space to support new development.

- 2.26 20 hectares of land will be developed for a range of employment uses to support local employment opportunities and economic growth in and around Wymondham, building on the historically strong take-up of employment land in the town and Wymondham's prominent position on the A11 corridor. Links with, and accessibility to, strategic employment growth at Hethel Technology Park will be improved.
- 2.27 Existing public open space in the town will be protected and enhanced and additional public open space and formal recreation will be provided to support new development with the aim of encouraging healthy and active lifestyles, improving the quality of life of local residents and alleviating visitor pressure on environmentally sensitive areas. Informal recreation and public access to the countryside will be improved through the extension of existing non-vehicular access to provide a network of circular walks and links to long distance footpaths which could be enhanced to provide improved ecological networks.
- 2.28 The use of public transport (both bus and rail) will be maximised, and safe and direct pedestrian and cycle routes will be provided to link key locations in and around Wymondham and to enhance longer distance access to Hethersett.

Shaping the future of Long Stratton to 2026 ([Click here for the Long Stratton Area Action Plan](#))

- 2.29 Long Stratton is a revitalised large village based around its historic linear street pattern and Conservation Area, growing and building on its existing broad range of jobs and services into a thriving small town. The delivery of a bypass will enable a safer and more inviting town centre with increased shops and services and an enhanced Conservation Area.
- 2.30 A minimum of 1,800 new houses will be built in locations which support the form and function of the village and deliver a bypass. The bypass will be completed before 250 of the new homes are occupied. The new housing will meet the highest standards of design, energy and water efficiency and affordability whilst recognising the need to sustain and improve the distinctive character of Long Stratton and its surroundings. The necessary infrastructure, including social and community facilities, and public open space will be provided to support new development. Good walking and cycling routes will link the new housing to the town centre.
- 2.31 Provision will be made to support a mix of local job opportunities and economic growth in Long Stratton including further opportunities for small businesses, and new commercial development relating to the enhanced town centre.
- 2.32 The town centre will be revitalised following the removal of heavy lorries and other traffic through the delivery of a new bypass. The historic streetscape of the Conservation Area will be enhanced, and a safer and more attractive environment will be created with potential to provide a new 'market place' to act as a focal point. The improved centre will enable the reuse of vacant buildings be brought back into

use and additional retail provision will be made which is well related to the existing centre.

- 2.33 The health, wellbeing and quality of life of local residents will be improved and the sense of community that already exists within the village will be maintained and enhanced by protecting existing public open space and providing new recreation and community facilities to support existing and new development. Walking and cycling routes within the new developments will link with existing networks and provide access to both the town centre and surrounding countryside.
- 2.34 Transport improvements including bus priority routes at the A140/A47 junction and an enhanced route to the city centre will be provided. The use of public transport will be maximised, and safe and direct pedestrian and cycle routes will be provided to link existing and new development to town centre and local employment locations in Long Stratton. Bus waiting facilities will be improved.

Stage B: Gather information and views on the supply of and demand for provision (Steps 2 & 3)

- 2.35 A clear overview of the supply and demand of outdoor sports facilities for South Norfolk will be provided to allow for an accurate assessment of the quantity and quality of pitches. This will be informed by consultation with key stakeholders locally.

Gather supply information and views

- 2.36 The data collection process included a full audit of pitches across South Norfolk. This data was extracted from Sports England's Active Places Power and reviewed by the steering group. For each site, the following information was collected:
- Site name, location, ownership and management type;
 - Number and type of pitches and outdoor sports facilities;
 - Accessibility of pitches to the community;
 - Overall quality of pitches and ancillary facilities;
 - Level of protection and security of tenure;
 - Views of users and providers.
- 2.37 Ownership of a facility can impact upon how accessible it is to the community. This assessment report categories all sites under one of the 5 headings below:
- **Available for community use** – the pitch is available for community use and is used regardless of its management type;
 - **Available but unused** – the pitch is available but is unused by the community. This could be due to its quality or cost of hire;

- **Not available for community use** – Pitches that aren't made available for community use. Professional and semi-professional pitches that have limited use also fall under this category;
- **Disused** – A site that isn't currently being used. Once a site has been disused for 5 years or more it will then be classed as lapsed;
- **Lapsed** – a site that hasn't been used for 5 years or longer and now falls outside of Sport England's statutory remit but is still assessed using the criteria within Paragraph 99 of National Planning Policy Framework.

2.38 Sport England's PPS guidance uses the following definitions of a playing pitch and playing field. These definitions are set out by the Government in the 2015 'Town and Country Planning (Development Management Procedure) (England) Order'.¹ It should be noted that the reference to 5 years is purely in relation to whether Sport England should be consulted in a statutory capacity. The fact that a playing field may not have been marked out for pitch sport in the last 5 years does not mean that it is no longer a playing field, this remains its lawful planning use whether marked out or not:

- **Playing pitch** – a delineated area, which is used for association football, rugby, cricket, hockey, lacrosse, rounders, baseball, softball, American football, Australian football, Gaelic football, shinty, hurling, polo or cycle polo;
- **Playing field** – the whole of a site which encompasses at least one playing pitch.

2.39 Although the statutory definition of a playing field is the whole of a site with at least one pitch of 0.2ha or more, this PPS considers smaller sized pitches that contribute to pitch stock, for example, 5v5 mini football pitches. This PPS counts individual grass pitches (as a delineated area) as the basic unit of supply. The definition of a playing pitch also includes artificial grass pitches (AGPs).

2.40 The assessment report aims to capture all of the pitches within the boundary of South Norfolk. However, there may be instances where a site is omitted. Where pitches have not been recorded within the report they remain as pitches and for planning purposes continue to be so. Furthermore, exclusion of a pitch does not mean that it is not required from a supply and demand point of view. The strategy document will seek to ensure that the list of sites within South Norfolk is kept up to date as any changes arise.

Demand

- 2.41 In order to evaluate demand for pitches within South Norfolk the following information has been collected:
- Number of sports clubs and teams including their match and training requirements;
 - Casual demand;
 - Educational demand;
 - Displaced demand (i.e. teams wishing to play within the district but unable to);
 - Latent demand (i.e. demand that exists but can't be catered for due to lack of provision);
 - Future demand (including club and team aspirations for development as well as National Governing Body priorities and targets);
 - User views and experiences, including trends and changes in demand.
- 2.42 This information was collected via consultation with key stakeholders locally. This took the form of face-to-face consultation both in person and via Microsoft Teams together with an online survey. All the information collected has been reviewed and signed off by the steering group members.
- 2.43 The quality of all sites has been captured irrespective of their ownership type. This was achieved by completing a non-technical assessment at all sites that provide an outdoor sports pitch within the scope of the study. There may have been a small number of sites where a visit wasn't possible. Relevant data on pitch quality and maintenance at specific sites has also been collected from NGB's where that information is available. For example, via the Grass Pitch Improvement Programme, which is run in conjunction by the Football Foundation and Ground Management Association. The views of users about the pitches they use was also captured as part of the consultation process.

Future Demand

- 2.44 The PPS will also assess whether there will be enough pitch provision to cater for future demand. This will be informed by using proposed housing growth, Office of National Statistics (ONS) population projections and any significant growth identified by clubs or NGB's that are part of the consultation process.
- 2.45 Team Generation Rates (TGRs) will be used to provide an indication of the number of residents required to generate a team. This will be provided for each age group and for males and females. This will then estimate what future demand will look like for each pitch type.

Stage C: Assess the supply and demand information and views (Steps 4, 5 & 6)

2.46 The supply and demand information gathered looks at the quantity and quality of pitch provision within South Norfolk. It looks at how much use is currently taking place at a site and what level of use it can actually accommodate.

Understanding the situation at individual sites

2.47 The qualitative pitch ratings are cross referenced with guidance provided by each NGB to determine the quality of pitches on each site. The quality of each pitch is assessed against the recommended pitch capacity, to determine how many match sessions a pitch can accommodate.

2.48 This is then compared to the number of matches that actually take place on the site to determine if there is:

- Potential spare capacity: Play is below the level the site could sustain;
- At capacity: Play is at the level the site can sustain;
- Overused: Play exceeds the level the site can sustain.

2.49 Football Association (FA) guidance states the following for pitch capacity in the form of match equivalent sessions (MES) per week.

2.50 For example, a good quality adult pitch has capacity for 3 matches per week.

2.51 Table 2.2 shows FA guidance for pitch capacity based upon its quality rating.

Table 2.2 FA Guidance on Pitch Capacity

Pitch type	Good (MES)	Standard (MES)	Poor (MES)
Adult (11v11)	3	2	1
Youth (Y11v11 & 9v9)	4	2	1
Mini (7v7 & 5v5)	6	4	2

- 2.52 Rugby Football Union (RFU) guidance states the following for pitch capacity in the form of match equivalent sessions per week.
- 2.53 For example, if a rugby pitch was assessed as D0/M0 it would be poor and have capacity for 0.5 matches per week.
- 2.54 Table 2.3 shows RFU guidance for pitch capacity based upon its quality rating.

Table 2.3 RFU Guidance on Pitch Capacity

Drainage	M0 – Poor (MES)	M1 – Standard (MES)	M2 – Good (MES)
D0	0.5	1.5	2
D1	1.5	2	3
D2	1.75	2.5	3.25
D3	2	3	3.5

- 2.55 The England and Wales Cricket Board (ECB) guidance states the following for pitch capacity in the form of match equivalent sessions (MES) per season.
- 2.56 For example, 1 good quality grass wicket can facilitate 5 matches per season and 1 good quality Non-Turf Pitch (NTP) can facilitate 60 matches per season.
- 2.57 Table 2.4 shows ECB guidance for pitch capacity based upon its quality rating.

Table 2.4 ECB Guidance on Pitch Capacity

Pitch type	Good	Standard	Poor
1 grass wicket	5	4	0
1 NTP	60	0	0

- 2.58 AGPs used for hockey don't have any capacity guidance associated with them due to the nature of the surface. Pitches without floodlighting are capped at 4 matches per day.
- 2.59 The Lawn Tennis Association (LTA) recommend that a non-floodlit hard court can accommodate 40 members and a floodlit hard court can accommodate 60 members. Air domed courts can accommodate 100 members.
- 2.60 Bowls England state that a club with more than 80 members is over capacity.
- 2.61 Other non-pitch sports such as netball don't provide any specific guidance, therefore sites will be looked at on an individual basis.

Develop the current picture

- 2.62 Capacity will be calculated on a site-by-site basis to identify where any spare capacity exists. This will also be looked at during peak times for each sport to provide a more accurate reflection of where spare capacity exists in relation to demand.

Identify the key findings and issues

- 2.63 Key issues and findings regarding the supply and demand of outdoor pitches within South Norfolk will be identified by completing this process. These will be presented in this report for each sport in preparation for the Strategy document that will follow.

Develop the future picture (scenario testing)

- 2.64 Once the capacity analysis has been completed, a number of scenario tests, as agreed with the steering group will be carried out. These will help to understand the impact certain scenarios will have on the supply and demand of outdoor pitch provision in South Norfolk.

3. Football

Introduction

- 3.1 Norfolk FA are responsible for governing and developing football within South Norfolk. This includes working closely with the FA on implementation of the FA Grassroots Football Strategy 2020-2024. ([Click here for the FA Strategy 2020-2024: Time for Change](#))
- 3.2 The strategy – titled Survive. Revive. Thrive. – outlines 7 transformational focus areas:
1. Male participation:
 - Modernised opportunities to retain and re-engage millions of male participants in the game.
 2. Female participation:
 - A sustainable model based on a world-class, modernised offer.
 3. Club network:
 - A vibrant national club network that delivers inclusive, safe local grassroots football and meets community needs.
 4. Facilities:
 - Enhanced access to good quality pitches across grassroots football.
 5. Grassroots workforce:
 - A transformation in community football by inspiring, supporting and retaining volunteers in the game.
 6. Digital products and services:
 - An efficient grassroots digital ecosystem to serve the administrative and development needs of players, parents and the workforce.
 7. Positive environment:
 - A game that's representative of our diverse footballing communities, played in a safe and inclusive environment.

- 3.3 Norfolk FA also worked closely with the Football Foundation and other partners to develop a Local Football Facility Plan (LFFP) for South Norfolk. ([Click here for the South Norfolk Local Football Facility Plan](#))
- 3.4 LFFP's provide a detailed report for a Local Authority area, mapping out key priorities for football across 4 areas:
- 3G AGPs;
 - Grass Pitches;
 - Changing rooms & pavilions;
 - Small-sided facilities.
- 3.5 The plans are aligned to the National Football Facilities Strategy to support delivery of key target areas.
- 3.6 The South Norfolk LFFP was developed in March 2020 and identified 30 potential projects for investment across the 4 target areas.
- 3.7 Whilst the LFFP was based upon consultation with key stakeholders locally, it is not a supply and demand model that provides a strategic guidance for football provision in South Norfolk. therefore, it should not be used instead of a PPS but in tandem. It is envisaged that the South Norfolk LFFP will need to be updated upon completion of the PPS to reflect any changes in supply and demand data and subsequent priority projects.

Consultation

- 3.8 All clubs in South Norfolk were invited to complete an online survey as part of the consultation process. This was distributed by Norfolk FA and also supported by the Norfolk Combined Youth Football League and the Anglian Combination League.
- 3.9 Wymondham Town United were also identified by Norfolk FA to complete face to face consultation.
- 3.10 There are currently 291 football teams identified in South Norfolk playing within 31 clubs. 14 clubs (199 teams) responded to the consultation which represent a team responses rate of 68%.

Supply

- 3.11 There are currently 66 sites in South Norfolk that provide grass football pitches, this amasses to 160 pitches in total. Table 3.1 provides a breakdown of football pitch types in South Norfolk that are available for community use.

Table 3.1 Number of football pitches by type in South Norfolk

Sub Analysis Area	Adult pitches	Youth 11v11 pitches	Youth 9v9 pitches	Mini Soccer 7v7 pitches	Mini Soccer 5v5 pitches
East	13	6	2	6	3
West	26	11	7	13	9
South	11	6	6	4	4
Total	50	23	15	23	16

- 3.12 In total there are 127 football pitches available for community use in South Norfolk. Adult football is the most dominant pitch type within South Norfolk, this is partly due to the fact that they often accommodate youth 11v11 fixtures. FA pitch guidance states that under 17's and under 18's can play on adult pitches but that under 14's to under 16's should play on smaller pitches than adult teams. Table 3.2 shows FA recommended pitch sizes.

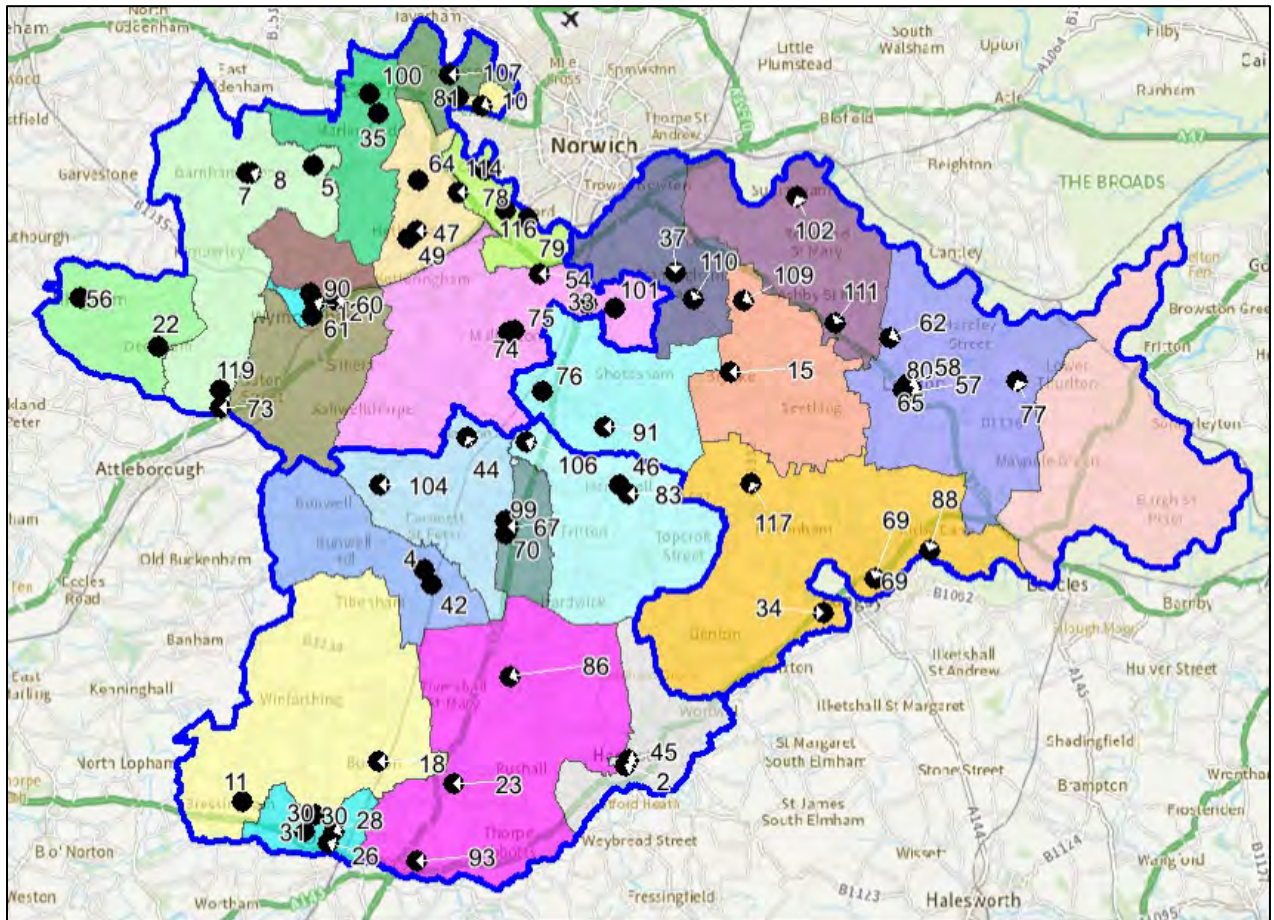
Table 3.2 FA recommended pitch sizes

Format	Age groups	Recommended pitch size (metres)
Adult	U17 +	100 x 64
Youth 11v11	U15's & U16's	91 x 55
Youth 11v11	U13' & U14's	82 x 50
Youth 9v9	U11's & U12's	73 x 46
Mini Soccer 7v7	U9's & U10's	55 x 37
Mini Soccer 5v5	U7's & U8's	37 x 27

- 3.13 An overview of grass football pitch provision can be seen in table 3.20 later in this report.

3.14 Figure 3.1 shows where grass football pitches are provided in South Norfolk.

Figure 3.1 Map of grass football pitches in South Norfolk



Disused and lapsed pitches

3.15 A disused site is a site that previously had pitches laid out but no longer does. Once a site has been disused for 5 years or more it becomes known as lapsed. This means it now falls outside of Sport England’s statutory remit but is still assessed using the criteria within Paragraph 99 of National Planning Policy Framework.

3.16 The following sites in South Norfolk are recorded as having previously had football pitches laid out but are currently disused:

- Seething and Mundham Playing Field;
- Topcroft Sports Field;
- Trowse Common;
- Bunwell Sports Hall;
- Hethersett Woodside Primary and Nursery School.

3.17 These pitches could be brought back in to use should there be sufficient demand. It is assumed that any park or playing field sites are currently servicing informal demand.

3.18 Hethersett Junior School reported that their mini soccer 7v7 pitch was temporarily out of use due to works that were being carried out at the site. The pitch will be made available again once the works are complete.

3.19 One site in South Norfolk was recorded as being lapsed, Marlingford Sports and Social Club.

Security of tenure

3.20 Tenure at a site is deemed to be secure if the club has confirmed use of the site for the next 3 years. Where football pitches are located on Local Authority, Parish or Town Council sites, tenure is generally deemed to be secure.

3.21 No issues regarding security of tenure were identified on club sites within South Norfolk.

3.22 Tenure is generally deemed to be unsecured at educational sites, unless known otherwise. Whilst educational sites may provide community use of their facilities, this could be stopped at short notice. The following educational sites are currently used by clubs in South Norfolk:

- Archbishop Sancroft High School;
- Diss High School;
- Easton & Otley College;
- Framingham Earl High School Sports Centre;
- Hethersett Academy;
- Long Stratton High School;

- St Peter’s Primary Academy;
- University of East Anglia Sports Ground.

Quality

3.23 All sites containing grass football pitches in South Norfolk were visited and a non-technical assessment was completed to determine pitch quality, using FA non-technical assessment guidance. Pitches were then rated as Good, Standard or Poor based on the following parameters:

- Good – score of 80% or above;
- Standard – score of 50% - 79.9%;
- Poor – Score of 49.9% or below.

3.24 The quality of a pitch impacts upon the carrying capacity of that site. This can be influenced by factors such as maintenance or how much pitches are used. Table 3.3 below provides an overview of pitch quality at sites containing football pitches available for community use in the East sub analysis area. For example, there are 5 good quality adult pitches in the East, 8 standard and 1 poor.

3.25 Table 3.3 provides an overview of the number of good, standard and quality football pitches in the East sub analysis area by each pitch type.

Table 3.3 Football pitch quality in the East sub analysis area

Quality rating	Adult pitches	Youth 11v11 pitches	Youth 9v9 pitches	Mini Soccer 7v7 pitches	Mini Soccer 5v5 pitches
Good	4	3	2	2	3
Standard	8	4	1	3	0
Poor	1	0	0	1	0

3.26 Table 3.4 below provides an overview of the quality of football pitch quality in the West sub analysis area.

Table 3.4 Football pitch quality in the West sub analysis area

Quality rating	Adult pitches	Youth 11v11 pitches	Youth 9v9 pitches	Mini Soccer 7v7 pitches	Mini Soccer 5v5 pitches
Good	11	3	2	3	5
Standard	10	7	1	7	4
Poor	6	1	2	2	0

3.27 Table 3.5 provides an overview of the quality of football pitch quality in the South sub analysis area.

Table 3.5 Football pitch quality in the South sub analysis area

Quality rating	Adult pitches	Youth 11v11 pitches	Youth 9v9 pitches	Mini Soccer 7v7 pitches	Mini Soccer 5v5 pitches
Good	1	0	0	0	0
Standard	10	4	2	3	4
Poor	2	1	2	1	0

3.28 The majority of pitches in South Norfolk were assessed as being standard, 68 in total. There were 40 pitches assessed as good and 18 as poor. Poor pitches were located on educational or Parish / Town Council sites.

FA Grass Pitch Improvement Programme

3.29 The FA in conjunction with the Football Foundation and Ground Management Association (GMA) run a Grass Pitch Improvement Programme. This enables clubs and sites to receive advice and guidance on better pitch management and maintenance. Clubs are able to complete a self-assessment of their pitches through the Pitch Power app. This generates a report completed by a GMA Regional Pitch Advisor outlining where improvements to pitches can be made. Using this report, clubs and sites are able to apply for funding from the Football Foundation for maintenance contractor works, such as deep aeration and fertilisation via their Grass Pitch Maintenance Fund. Applications can also be submitted for funding towards maintenance kit and equipment identified within a report, such as tractors and mowers. The following sites in South Norfolk have benefitted from receiving a grass pitch assessment report via this programme:

- Hethersett Memorial Playing Field;
- Easton & Otley College;
- Jubilee Hall Playing Fields;
- Mulberry Park;
- Playing Field Hempnall;
- Tacolneston Playing Field;
- Woodton Playing Field.

3.30 The South Norfolk LFFP also identified a number of key grass pitch sites deemed to be strategically important for improvements. Priority was given to sites containing 3 pitches or more, however, sites with fewer pitches were included if their importance for football could be demonstrated. The following sites were identified within the South Norfolk LFFP:

- Hethersett Memorial Playing Field;
- Manor Road Playing Field;
- Morley Village and Sports Hall;
- Oaklands Recreation Ground;
- Orchard Park;
- Ormiston Victory Academy;
- Scole Community Centre & Playing Fields;
- Stoke Holy Cross Playing Field;

- The Costessey Centre;
- Wymondham area.

Ancillary provision

3.31 Ancillary provision at sites containing football pitches was assessed where possible. The assessment looks at changing rooms for players and officials (including showers and toilets), provision of player and spectator toilets, catering provision and whether or not facilities are compliant with the Disability Discrimination Act (DDA). Car parking provision is also considered. Facilities have been graded as follows:

- Good;
- Standard;
- Poor.

3.32 Table 3.6 provides an overview of the quality of ancillary provision at sites containing football pitches available for community use. Where a site is recorded as N/A, this means that there is no ancillary provision available at the site.

Table 3.6 Ancillary provision at football sites available for community use

Site name	Sub analysis area	PPS site ID	Quality rating
Archbishop Sancroft High School	South	2	Standard
Barford & Wramplingham Village Hall & Playing Field	West	5	Poor
Barnham Broom Village Hall Recreation Ground	West	8	Poor
Breckland Park Recreation Ground	West	10	Good
Bressingham Playing Field	South	11	Poor
Brooke Village Hall	East	15	Standard

Site name	Sub analysis area	PPS site ID	Quality rating
Burston Playing Field	South	18	N/A
Deopham Playing Field	West	22	Poor
Dickleburgh Village Centre Playing Field	South	23	Good
Diss High School	South	28	Standard
Diss Sports Ground	South	30	Standard
Dunston Hall	West	33	N/A
Earsham Playing Field	East	34	Good
Easton And Otley College	West	35	Good
Framingham Earl High School Sports Centre	East	37	Standard
Griffin Park	South	42	Standard
Harleston Community Leisure Facility	South	45	Good
Hethersett Academy	West	47	Poor
Hethersett Memorial Playing Field	West	49	Poor
Hilltops Sports Club	West	54	Good
Hingham Sports And Social Club	West	56	Good

Site name	Sub analysis area	PPS site ID	Quality rating
Jubilee Hall Playing Fields	East	58	Standard
Ketts Park Community Recreation Centre	West	60	Standard
Little Melton Village Hall	West	64	N/A
Long Stratton High School	South	67	Standard
Maltings Meadow	East	69	Good
Manor Road Playing Field	South	70	Good
Morley Village & Sports Hall	East	73	Standard
Mulbarton Common	West	74	N/A
Mulberry Park	West	75	Good
Newton Flotman Village Centre and Alan King Playing Fields	East	76	Standard
Norton Athletic Football Club	East	77	Good
Oaklands Recreation Ground	West	79	Good
Old Hockey Field (Loddon)	East	80	N/A
Ormiston Victory Academy	West	81	Standard

Site name	Sub analysis area	PPS site ID	Quality rating
Playing Field Hempnall	South	83	Standard
Pulham Market Playing Field	South	86	N/A
Rectory Playing Field	East	88	Standard
Saxlingham Playing Field	East	91	Good
Scole Community Centre & Playing Fields	South	93	Standard
St Peter's Primary Academy	West	100	Standard
Stoke Holy Cross Playing Field	West	101	N/A
Tacolneston Playing Field	East	104	Standard
Tasburgh Village Playing Field	South	106	Standard
The Costessey Centre	West	107	Good
The Garrick Field	East	109	Standard
The Welcome Home and Memorial Playing Field	East	110	Standard
The Welcome Home and Memorial Playing Field	East	110	Standard
Thurton Playing Field	East	111	N/A

Site name	Sub analysis area	PPS site ID	Quality rating
University Of East Anglia Sports Ground	West	114	Standard
Willow Centre	West	116	Good
Woodton Playing Field	East	117	N/A

- 3.33 There are currently 15 sites containing football pitches available for community use that have ancillary provision assessed as good. There were 22 sites where ancillary provision was assessed as standard and 6 as poor.
- 3.34 Through the consultation Diss Town FC reported plans to improve their ancillary provision in order to provide officials changing rooms and changing rooms for female players. Both Bungay FC and Norwich CEYMS FC reported plans to improve their ancillary provision.
- 3.35 The University of East Anglia are also looking to develop facilities at their sports ground, this will include a new 3G AGP and stadia grass pitch as well as a new pavilion to service all of the pitches on site.

Demand

- 3.36 There are currently 30 football clubs in South Norfolk who between them have 290 teams. The 2 tables below provide a breakdown of team numbers via the various age groups.
- 3.37 Table 3.7 provides a breakdown of male teams and table 3.8 provides a breakdown of female teams who currently play in each of the sub analysis areas across the various age groups. Whilst teams have been split by gender, it's worth noting that mixed teams are permitted up to under 18's football.

Table 3.7 Male football teams in South Norfolk

Sub Analysis Area	Adult teams	Youth 11v11 teams	Youth 9v9 teams	Mini Soccer 7v7 teams	Mini Soccer 5v5 teams
East	20	16	5	7	13
West	27	41	25	25	27
South	15	15	12	10	5
Total	62	72	42	42	45

Table 3.8 Female football teams in South Norfolk

Sub Analysis Area	Adult teams	Youth 11v11 teams	Youth 9v9 teams	Mini Soccer 7v7 teams	Mini Soccer 5v5 teams
East	1	1	1	3	1
West	5	5	4	2	0
South	1	1	1	1	1
Total	7	7	6	6	2

3.38 The West sub analysis area currently caters for the greatest number of teams across all age groups, 55% all teams in South Norfolk currently play in the West.

The National League System

- 3.39 The National League System is a series of leagues for adult men’s teams that consists of steps (1-6) up to the Football League. Clubs can be promoted and relegated throughout the system. Each step has its own set of ground grading requirements that clubs must adhere to in order to compete. The requirements for each step are categories from A-H ([Click here for FA National League System ground grading documents](#)).
- 3.40 Table 3.9 provides an overview of teams in South Norfolk who currently compete within the National League System and are therefore required to comply with ground grading requirements.

Table 3.9 National League System clubs in South Norfolk

Club name	Step	League
Mulbarton Wanderers FC First	Step 5	Thurlow Nunn League
Diss Town FC First	Step 6	Thurlow Nunn League
Harleston Town FC First	Step 5	Thurlow Nunn League

Women’s National League System

- 3.41 The Women’s National League System is similar to the men’s but involves a series of tiers (1-7). Teams can also be promoted and relegated between the leagues. There is also a set of ground grading requirements that clubs must adhere to (A-C). Table 3.10 shows women’s teams in South Norfolk who currently compete in the Women’s National League System.

Table 3.10 Women’s National League System clubs in South Norfolk

Club name	Tier	League
Wymondham Town FC Women’s First	Tier 4	Eastern Region Women’s Football League

Imported demand

- 3.42 Imported demand is demand that comes from outside of the study area to access provision because there is a lack of provision where they are located.
- 3.43 Table 3.11 provides an overview of imported demand within South Norfolk.

Table 3.11 Imported demand in South Norfolk

Team name	Where the imported demand takes place	Imported from
Sprowston United Reserves	Easton & Otley College	Broadland

- 3.44 There is currently only 1 team from outside South Norfolk who are accessing grass football pitches within the Local Authority area, and this external demand comes from Broadland.

Exported demand

- 3.45 Exported demand is demand that can't be catered for within the study area and therefore takes place outside of this.
- 3.46 Table 3.12 provides an overview of exported demand from teams in South Norfolk who access provision outside of the Local Authority area.

Table 3.12 Exported demand from South Norfolk

Team name	Where the exported demand takes place	Exported to
Morley Youth FC U11's, U12's, U13's, U14's, U15's & U16's	Shropham Village Hall	Breckland
Costessey Sports FC 2x U10, U11, Veterans	Hellesdon High School	Broadland
Costessey Sports FC U14 & U18	King George V Playing Field	Broadland

- 3.47 There are 2 clubs in South Norfolk who are currently accessing grass football pitches outside of the Local Authority area, which amasses to 13 teams in total. Costessey Sports FC have the most exported demand with 7 teams in total. Through the consultation the club reported that they access a number of sites within South Norfolk, as well as a level exported demand. This is due to capacity

issues at The Costessey Centre which is the club's main ground. The club will be a key user of the new 3G Artificial Grass Pitch (AGP) that is being developed at the Football Development Centre in Bowthorpe. The club reported that they would like to have one venue to host all their teams in the future.

- 3.48 Morley Youth FC have 6 teams that are exported outside of South Norfolk and these play within Shropham Village. The club didn't report any issues with accessing provision outside of the Local Authority area during the consultation.

Latent Demand

- 3.49 Latent demand refers to demand that exists but can't be catered for due to a lack of available provision. Table 3.13 shows clubs in South Norfolk who reported latent demand and if they would require playing pitches, training facilities or both, in order to meet this.

Table 3.13 Latent demand from football clubs in South Norfolk

Team name	Demand for playing pitches	Demand for training provision
Costessey Sports FC	Yes	Yes
Morley Youth FC	No	Yes
Scole United FC	No	Yes
Harleston Youth FC	No	Yes
Tasburgh United FC	No	Yes
Stoke United FC	Yes	Yes

- 3.50 All clubs in South Norfolk who reported latent demand stated that they would require access to additional 3G AGPs for training. Costessey Sports FC and Stoke United FC also reported that they would require additional pitches for matches. Both clubs currently use multiple sites but can't access enough pitches at peak times.

Unmet Demand

3.51 Unmet demand refers to existing demand that can't currently access pitch provision. This can often result in clubs having waiting lists for players or teams, because they can't accommodate them. The following football clubs reported unmet demand in South Norfolk:

- Costessey Sports FC – U7's, U8's, U9's, U10's, U11's U12's;
- Stoke United FC – U7's, U8's, U9's, U10's;
- Morley Youth FC - U7's, U8's, U9's, U10's.

Future demand

3.52 Future demand can be developed in 2 ways, clubs may actively try to increase their team numbers in order to grow their club. This may be supported by the relevant NGB, through funded programmes or support, to help deliver objectives within their strategy.

3.53 As part of the consultation process clubs were asked about any aspirations they had to grow their existing team numbers. Table 3.14 shows the clubs who reported aspirations to increase their current team numbers during the consultation process and includes the anticipated growth in each category.

Table 3.14 Reported future growth

Club Name	Adult Men's Teams	Adult Women's Teams	Youth Boy's Teams	Youth Girl's Teams	Mini Soccer Teams
Bungay FC	1	1	1	1	1
Morley Youth FC	1	1	1	1	1
Harleston Youth FC	0	0	1	1	1
Scole United FC	1	0	0	1	3
Tasburgh United FC	0	0	0	0	8
Norwich CEYMS	1	0	3	0	0

Club Name	Adult Men's Teams	Adult Women's Teams	Youth Boy's Teams	Youth Girl's Teams	Mini Soccer Teams
Stoke United FC	3	1	0	0	5
Costessey Sports FC	0	0	1	1	0
Wymondham Town United FC	0	0	0	1	2
Total	7	3	7	6	21

3.54 Harleston Youth FC couldn't quantify their projected increase of youth and mini soccer teams. Therefore 1 team has been allocated under each age group.

3.55 In total there is potential growth of 44 teams across all age groups forecast by football clubs in South Norfolk.

FA Wildcats

3.56 The FA Wildcats programme is aimed at increasing participation in girl's aged 5-11. Sessions are typically run by clubs, school or community organisations who want to develop female football. Sessions are delivered by qualified coaches with an emphasis on fun and enjoyment. There are currently 1,250 Wildcats centres around the country.

3.57 There is currently 1 Wildcats centre in South Norfolk, and this is located at Long Stratton Leisure Centre.

Team Generation Rates (TGRs)

3.58 Another way that future demand can be calculated, is by looking at population forecasts and how these impact upon Team Generation Rates (TGRs).

3.59 Future population forecasts have been developed by calculating future growth from ONS data ([Click here for ONS population projections by single year of age](#)) and known housing growth identified within the Greater Norwich Local Plan. These have been developed to show the overall growth across South Norfolk and by each sub analysis area.

3.60 TGRs have been rounded down to the nearest whole number and can be seen in the tables overleaf.

3.61 Table 3.15 shows TGRs for football across South Norfolk.

Table 3.15 TGRs for football teams in South Norfolk

Age groups	Number of teams in age group within the area	Current population in age group within the area	Future population in age group within the area	Current TGR	Population changes in age group	Potential increase in team numbers in age group
Football Adult Men 11v11 (18-45yrs)	62	21,531	25,999	347	4,468	12
Football Adult Women 11v11 (18-45yrs)	6	22,410	27,060	3,201	4,650	1
Football Youth Boy's 11v11 (12-17yrs)	72	4,645	5,438	64	793	12
Football Youth Girl's 11v11 (12-17yrs)	7	4,463	5,224	637	761	1
Football Youth Boy's 9v9 (10-11yrs)	42	1,946	2,091	46	145	3
Football Youth Girl's 9v9 (10-11yrs)	6	1,869	2,009	311	140	0
Football Mini Soccer Mixed 7v7 (8-9yrs)	48	3,645	3,973	75	328	4
Football Mini Soccer Mixed 5v5 (6-7yrs)	47	3,403	3,863	72	460	6

3.62 Table 3.16 shows TGRs for football in the East sub analysis area.

Table 3.16 TGRs for the East sub analysis area

Age groups	Number of teams in age group within the area	Current population in age group within the area	Future population in age group within the area	Current TGR	Population changes in age group	Potential increase in team numbers in age group
Football Adult Men 11v11 (18-45yrs)	20	4,410	5,031	220	621	2
Football Adult Women 11v11 (18-45yrs)	1	4,591	5,237	4591	646	0
Football Youth Boy's 11v11 (12-17yrs)	16	1,047	1,169	65	122	1
Football Youth Girl's 11v11 (12-17yrs)	1	1,006	1,124	1006	118	0
Football Youth Boy's 9v9 (10-11yrs)	5	404	410	80	6	0
Football Youth Girl's 9v9 (10-11yrs)	1	389	394	389	5	0
Football Mini Soccer Mixed 7v7 (8-9yrs)	10	777	797	77	20	0
Football Mini Soccer Mixed 5v5 (6-7yrs)	14	666	712	47	46	0

3.63 Table 3.17 shows TGRs for football in the West sub analysis area.

Table 3.17 TGRs for the West sub analysis area

Age groups	Number of teams in age group within the area	Current population in age group within the area	Future population in age group within the area	Current TGR	Population changes in age group	Potential increase in team numbers in age group
Football Adult Men 11v11 (18-45yrs)	27	11,262	13,748	417	2,486	5
Football Adult Women 11v11 (18-45yrs)	5	11,722	14,309	2,344	2,587	1
Football Youth Boy's 11v11 (12-17yrs)	41	2,368	2,795	57	427	7
Football Youth Girl's 11v11 (12-17yrs)	5	2,276	2,686	455	410	0
Football Youth Boy's 9v9 (10-11yrs)	25	1,042	1,134	41	92	2
Football Youth Girl's 9v9 (10-11yrs)	4	1,002	1,089	250	87	0
Football Mini Soccer Mixed 7v7 (8-9yrs)	27	1,846	2,048	68	202	2
Football Mini Soccer Mixed 5v5 (6-7yrs)	27	1,843	2,120	68	277	4

3.64 Table 3.18 shows TGRs for football in the South sub analysis area.

Table 3.18 TGRs for the South sub analysis area

Age groups	Number of teams in age group within the area	Current population in age group within the area	Future population in age group within the area	Current TGR	Population changes in age group	Potential increase in team numbers in age group
Football Adult Men 11v11 (18-45yrs)	15	5,857	7,219	390	1,362	3
Football Adult Women 11v11 (18-45yrs)	1	6,097	7,514	6,097	1,417	0
Football Youth Boy's 11v11 (12-17yrs)	15	1,229	1,472	81	243	2
Football Youth Girl's 11v11 (12-17yrs)	1	1,181	1,414	1,181	233	0
Football Youth Boy's 9v9 (10-11yrs)	12	498	546	41	48	1
Football Youth Girl's 9v9 (10-11yrs)	1	479	525	479	46	0
Football Mini Soccer Mixed 7v7 (8-9yrs)	11	1,023	1,128	93	105	1
Football Mini Soccer Mixed 5v5 (6-7yrs)	6	893	1,031	148	138	0

3.65 It is worth noting that TGRs don't take into consideration specific targeted work carried out by an NGB or individual clubs and organisations. The biggest growth areas in South Norfolk based on TGRs are adult male football and boy's youth 11v11 football. Nationally adult male football is on the decline and County FA's focus on retaining existing numbers and using other formats of the game to engage participants.

Understanding the situation at individual sites

3.66 Capacity on football pitches is calculated by the number of matches a pitch can facilitate each week. Table 3.19 below shows FA guidance regarding grass pitch capacity and how many games each pitch type can facilitate, depending on its quality. For example, a good quality adult 11v11 pitch can facilitate 3 matches per week, a standard pitch can facilitate 2 matches per week and a poor pitch just 1 match per week. This is expressed in match equivalent sessions (MES).

Table 3.19 FA pitch capacity guidance

Pitch type	Good (MES)	Standard (MES)	Poor (MES)
Adult (11v11)	3	2	1
Youth (Y11v11 & 9v9)	4	2	1
Mini (7v7 & 5v5)	6	4	2

3.67 Any sites that have unsecured use or that are not available for community use have been discounted if they have spare capacity.

3.68 Educational sites are generally considered to be unsecured unless it has been evidenced otherwise. Local authority, town and parish council sites are considered to be secured. Club sites are dependent on the security of tenure a club has at that site.

3.69 Where educational sites cater for community use the capacity ratings have been adjusted by 1 Match Equivalent Session (MES) to take into account curricular and extra-curricular use.

3.70 This has also been done for open access sites such as parks and playing fields to account for any informal use.

Peak Demand

3.71 Peak demand for mini soccer and youth soccer in South Norfolk is Saturday morning, Sunday morning and Sunday afternoon. Peak demand for adult football is Saturday afternoon and Sunday morning.

Match Equivalent Sessions (MES)

3.72 Each team who uses a pitch for matches are allocated 0.5 MES, this is because all leagues in South Norfolk operate on teams playing home and away fixtures. Therefore, each pitch can accommodate a maximum of 2 teams at peak times. Table 3.20 provides an overview of football pitch capacity in South Norfolk.

Table 3.20 Capacity at football pitch sites in South Norfolk

Site	Community use category	Security of community use	Sub analysis area	Pitch type	No of pitches	Current carrying capacity (MES)	Current community use (MES)	Total use (MES)	Balance (MES)	Spare capacity at peak times (MES)	Comment
Archbishop Sancroft High School	Available for community use and used	Unsecured	South	Adult Football	1	2	0	1	1	1	Discounted due to unsecured tenure
Archbishop Sancroft High School	Available for community use but unused	Unsecured	South	Youth 9v9	1	2	1	2	0	0	Discounted due to unsecured tenure

Site	Community use category	Security of community use	Sub analysis area	Pitch type	No of pitches	Current carrying capacity (MES)	Current community use (MES)	Total use (MES)	Balance (MES)	Spare capacity at peak times (MES)	Comment
Archbishop Sancroft High School	Available for community use and used	Unsecured	South	Mini Soccer 5v5	2	8	2.5	4.5	3.5	0	No capacity at peak time
Archbishop Sancroft High School	Available for community use and used	Unsecured	South	Mini Soccer 7v7	1	4	1	2	2	0	No capacity at peak time
Aslacton Primary School	Not available for community use	Unsecured	South	Mini Soccer 7v7	1	4	0	1	3	2	Discounted due to unsecured tenure

Site	Community use category	Security of community use	Sub analysis area	Pitch type	No of pitches	Current carrying capacity (MES)	Current community use (MES)	Total use (MES)	Balance (MES)	Spare capacity at peak times (MES)	Comment
Barford & Wramplingham Village Hall & Playing Field	Available for community use and used	Secured	West	Youth 11v11	1	2	1	2	0	0	Pitch at capacity
Barnham Broom Primary School	Not available for community use	Unsecured	West	Youth 11v11	1	1	0	1	0	0	Pitch at capacity
Barnham Broom Village Hall Recreation Ground	Available for community use and used	Secured	West	Adult Football	1	2	0.5	1.5	0.5	0.5	Spare capacity of 0.5 MES

Site	Community use category	Security of community use	Sub analysis area	Pitch type	No of pitches	Current carrying capacity (MES)	Current community use (MES)	Total use (MES)	Balance (MES)	Spare capacity at peak times (MES)	Comment
Breckland Park Recreation Ground	Available for community use and used	Secured	West	Adult Football	2	6	0	2	4	4	Spare capacity of 4 MES
Breckland Park Recreation Ground	Available for community use and used	Secured	West	Youth 11v11	1	4	2	3	1	0	No capacity at peak time
Bressingham Playing Field	Available for community use and used	Secured	South	Adult Football	1	2	0	1	1	1	Spare capacity of 1 MES
Bressingham Playing Field	Available for community use and used	Secured	South	Youth 11v11	1	2	2	3	-1	-1	Pitch overplayed

Site	Community use category	Security of community use	Sub analysis area	Pitch type	No of pitches	Current carrying capacity (MES)	Current community use (MES)	Total use (MES)	Balance (MES)	Spare capacity at peak times (MES)	Comment
Brooke Village Hall	Available for community use and used	Secured	East	Youth 11v11	1	2	0.5	1.5	0.5	0.5	Spare capacity of 0.5 MES
Burston Playing Field	Available for community use but unused	Secured	South	Youth 9v9	1	1	0	1	0	0	Pitch at capacity
Deopham Playing Field	Available for community use and used	Secured	West	Adult Football	1	1	0.5	1.5	-0.5	-0.5	Pitch overplayed
Dickleburgh Village Centre Playing Field	Available for community use but unused	Secured	South	Adult Football	1	2	0.5	1.5	0.5	0.5	Spare capacity of 0.5 MES

Site	Community use category	Security of community use	Sub analysis area	Pitch type	No of pitches	Current carrying capacity (MES)	Current community use (MES)	Total use (MES)	Balance (MES)	Spare capacity at peak times (MES)	Comment
Diss Church of England Junior School	Not available for community use	Unsecured	South	Mini Soccer 5v5	1	2	0	1	1	1	Discounted due to unsecured tenure
Diss Church of England Junior School	Not available for community use	Unsecured	South	Mini Soccer 7v7	2	4	0	2	2	2	Discounted due to unsecured tenure
Diss High School	Available for community use but unused	Unsecured	South	Mini Soccer 5v5	1	4	0	1	3	2	Discounted due to unsecured tenure

Site	Community use category	Security of community use	Sub analysis area	Pitch type	No of pitches	Current carrying capacity (MES)	Current community use (MES)	Total use (MES)	Balance (MES)	Spare capacity at peak times (MES)	Comment
Diss High School	Available for community use but unused	Unsecured	South	Youth 11v11	2	4	0	2	2	2	Discounted due to unsecured tenure
Diss Sports Ground	Available for community use and used	Secured	South	Youth 9v9	2	4	1	3	1	1	Spare capacity of 1 MES
Diss Sports Ground	Available for community use and used	Secured	South	Youth 11v11	1	2	2	3	-1	-1	Pitch overplayed

Site	Community use category	Security of community use	Sub analysis area	Pitch type	No of pitches	Current carrying capacity (MES)	Current community use (MES)	Total use (MES)	Balance (MES)	Spare capacity at peak times (MES)	Comment
Diss Town Football Club	Not available for community use	Secured	South	Adult Football	1	3	1	1	2	0.5	Discounted as not available for community use
Dunston Hall, Norwich	Available for community use but unused	Unsecured	West	Adult Football	1	1	0	0	1	1	Discounted due to unsecured tenure
Earsham Playing Field	Available for community use and used	Secured	East	Adult Football	1	3	1.5	2.5	0.5	0	Pitch at capacity

Site	Community use category	Security of community use	Sub analysis area	Pitch type	No of pitches	Current carrying capacity (MES)	Current community use (MES)	Total use (MES)	Balance (MES)	Spare capacity at peak times (MES)	Comment
Easton and Otley College	Available for community use and used	Unsecured	West	Adult Football	3	9	1.5	1.5	7.5	1.5	Spare capacity of 1.5 MES
Framingham Earl High School Sports Centre	Available for community use and used	Unsecured	East	Adult Football	1	2	0	1	1	1	Spare capacity of 1 MES
Framingham Earl High School Sports Centre	Available for community use and used	Unsecured	East	Youth 9v9	1	2	0	1	1	1	Spare capacity of 1 MES

Site	Community use category	Security of community use	Sub analysis area	Pitch type	No of pitches	Current carrying capacity (MES)	Current community use (MES)	Total use (MES)	Balance (MES)	Spare capacity at peak times (MES)	Comment
Griffin Park	Available for community use and used	Secured	South	Adult Football	1	2	0	1	1	1	Spare capacity of 1MES
Hampton C of E Primary School	Not available for community use	Unsecured	South	Mini Soccer 5v5	1	2	0	1	1	1	Discounted due to unsecured tenure
Harleston Community Leisure Facility	Available for community use and used	Secured	South	Adult Football	1	3	1.5	2.5	0.5	0	Pitch at capacity
Hempnall Primary School	Not available for community use	Unsecured	South	Mini Soccer 7v7	1	4	0	1	3	2	Discounted due to unsecured tenure

Site	Community use category	Security of community use	Sub analysis area	Pitch type	No of pitches	Current carrying capacity (MES)	Current community use (MES)	Total use (MES)	Balance (MES)	Spare capacity at peak times (MES)	Comment
Hethersett Academy	Available for community use and used	Unsecured	West	Adult Football	1	2	0	1	1	1	Discounted due to unsecured tenure
Hethersett Academy	Available for community use and used	Unsecured	West	Youth 11v11	1	2	1	2	0	0	Pitch at capacity
Hethersett Academy	Available for community use and used	Unsecured	West	Mini Soccer 7v7	2	8	0	2	6	4	Discounted due to unsecured tenure
Hethersett Academy	Available for community use and used	Unsecured	West	Mini Soccer 5v5	2	8	0	2	6	4	Discounted due to unsecured tenure

Site	Community use category	Security of community use	Sub analysis area	Pitch type	No of pitches	Current carrying capacity (MES)	Current community use (MES)	Total use (MES)	Balance (MES)	Spare capacity at peak times (MES)	Comment
Hethersett Junior School	Available for community use but unused	Unsecured	West	Mini Soccer 7v7	1	4	0	1	3	2	Discounted due to unsecured tenure
Hethersett Memorial Playing Field	Available for community use and used	Secured	West	Adult Football	1	1	1	2	-1	-1	Pitch overplayed
Hethersett Memorial Playing Field	Available for community use and used	Secured	West	Youth 11v11	1	1	0	1	0	0	Pitch at capacity
Hethersett Memorial Playing Field	Available for community use and used	Secured	West	Youth 9v9	2	2	1.5	2.5	-1.5	-1.5	Pitch overplayed

Site	Community use category	Security of community use	Sub analysis area	Pitch type	No of pitches	Current carrying capacity (MES)	Current community use (MES)	Total use (MES)	Balance (MES)	Spare capacity at peak times (MES)	Comment
Hethersett Memorial Playing Field	Available for community use and used	Secured	West	Mini Soccer 7v7	2	4	2	3	1	0	Pitches at capacity
Hethersett Woodside Primary and Nursery School	Not available for community use	Unsecured	West	Mini Soccer 7v7	1	2	0	1	1	1	Discounted due to unsecured tenure
Hilltops Sports Club	Available for community use and used	Secured	West	Adult Football	2	6	1.5	3.5	2.5	0.5	Spare capacity of 0.5 MES

Site	Community use category	Security of community use	Sub analysis area	Pitch type	No of pitches	Current carrying capacity (MES)	Current community use (MES)	Total use (MES)	Balance (MES)	Spare capacity at peak times (MES)	Comment
Hingham Sports and Social Club	Available for community use and used	Secured	West	Adult Football	2	4	0.5	2.5	1.5	0.5	Spare capacity of 0.5 MES
Hobart High School	Not available for community use	Unsecured	East	Adult Football	1	2	0	1	1	1	Discounted due to unsecured tenure
Hobart High School	Not available for community use	Unsecured	East	Youth 9v9	1	2	0	1	1	1	Discounted due to unsecured tenure
Hobart High School	Not available for community use	Unsecured	East	Mini Soccer 5v5	4	16	0	4	12	8	Discounted due to unsecured tenure

Site	Community use category	Security of community use	Sub analysis area	Pitch type	No of pitches	Current carrying capacity (MES)	Current community use (MES)	Total use (MES)	Balance (MES)	Spare capacity at peak times (MES)	Comment
Jubilee Hall Playing Fields	Available for community use and used	Secured	East	Adult Football	1	2	2	3	-1	-1	Pitch overplayed
Jubilee Hall Playing Fields	Available for community use and used	Secured	East	Youth 11v11	1	2	1	2	0	0	Pitch at capacity
Ketts Park Community Recreation Centre	Available for community use and used	Secured	West	Adult Football	2	4	0.5	2.5	1.5	1.5	Spare capacity of 1.5 MES

Site	Community use category	Security of community use	Sub analysis area	Pitch type	No of pitches	Current carrying capacity (MES)	Current community use (MES)	Total use (MES)	Balance (MES)	Spare capacity at peak times (MES)	Comment
Ketts Park Community Recreation Centre	Available for community use and used	Secured	West	Youth 11v11	2	4	2	4	0	0	Pitches at capacity
Ketts Park Community Recreation Centre	Available for community use and used	Secured	West	Mini Soccer 5v5	2	8	0	2	6	2	Spare capacity of 2 MES
Ketts Park Community Recreation Centre	Available for community use and used	Secured	West	Mini Soccer 7v7	2	8	0	2	6	2	Spare capacity of 2 MES

Site	Community use category	Security of community use	Sub analysis area	Pitch type	No of pitches	Current carrying capacity (MES)	Current community use (MES)	Total use (MES)	Balance (MES)	Spare capacity at peak times (MES)	Comment
Kings Head Meadow	Not available for community use	Secured	West	Adult Football	1	2	1.5	1.5	0.5	0	Discounted as not available for community use
Langley School	Not available for community use	Unsecured	East	Adult Football	2	6	0	2	4	2	Discounted as not available for community use
Langley School	Not available for community use	Unsecured	East	Youth 9v9	1	4	0	1	3	1	Discounted as not available for community use
Langley School	Not available for community use	Unsecured	East	Mini Soccer 7v7	3	18	0	3	15	6	Discounted as not available for community use

Site	Community use category	Security of community use	Sub analysis area	Pitch type	No of pitches	Current carrying capacity (MES)	Current community use (MES)	Total use (MES)	Balance (MES)	Spare capacity at peak times (MES)	Comment
Little Melton Village Hall	Available for community use and used	Secured	West	Youth 11v11	1	2	1	2	0	0	Pitch at capacity
Loddon Junior School	Not available for community use	Unsecured	East	Youth 11v11	1	2	0	1	1	1	Discounted as not available for community use
Loddon Junior School	Not available for community use	Unsecured	East	Mini Soccer 7v7	1	4	0	1	3	1	Discounted as not available for community use
Long Stratton High School	Available for community use and used	Unsecured	South	Adult Football	1	1	0	1	0	0	Pitch at capacity

Site	Community use category	Security of community use	Sub analysis area	Pitch type	No of pitches	Current carrying capacity (MES)	Current community use (MES)	Total use (MES)	Balance (MES)	Spare capacity at peak times (MES)	Comment
Long Stratton High School	Available for community use and used	Unsecured	South	Youth 11v11	1	1	1.5	2.5	-1.5	-1.5	Pitch overplayed
Long Stratton High School	Available for community use and used	Unsecured	South	Youth 9v9	1	1	1	2	-1	-1	Pitch overplayed
Long Stratton High School	Available for community use and used	Unsecured	South	Mini Soccer 7v7	1	2	0.5	1.5	0.5	0.5	Discounted due to unsecured tenure
Maltings Meadow	Available for community use and used	Secured	East	Adult Football	2	6	2	4	2	0	Pitches at capacity

Site	Community use category	Security of community use	Sub analysis area	Pitch type	No of pitches	Current carrying capacity (MES)	Current community use (MES)	Total use (MES)	Balance (MES)	Spare capacity at peak times (MES)	Comment
Maltings Meadow	Available for community use and used	Secured	East	Youth 11v11	2	8	3	5	3	0	Pitches at capacity
Maltings Meadow	Available for community use and used	Secured	East	Youth 9v9	1	4	2	3	1	0	Pitches at capacity
Maltings Meadow	Available for community use and used	Secured	East	Mini Soccer 7v7	1	6	2	3	3	0	Pitches at capacity
Maltings Meadow	Available for community use and used	Secured	East	Mini Soccer 5v5	1	6	1.5	2.5	3.5	0.5	Spare capacity of 0.5 MES

Site	Community use category	Security of community use	Sub analysis area	Pitch type	No of pitches	Current carrying capacity (MES)	Current community use (MES)	Total use (MES)	Balance (MES)	Spare capacity at peak times (MES)	Comment
Manor Road Playing Field	Available for community use and used	Secured	South	Adult Football	1	2	1	2	0	0	Pitch at capacity
Manor Road Playing Field	Available for community use and used	Secured	South	Adult Football	1	2	1	2	0	0	Pitch at capacity
Manor Road Playing Field	Available for community use and used	Secured	South	Mini Soccer 7v7	1	4	1	2	2	0	Pitch at capacity
Morley Village & Sports Hall	Available for community use and used	Secured	East	Adult Football	1	2	0.5	1.5	0.5	0.5	Spare capacity of 0.5 MES

Site	Community use category	Security of community use	Sub analysis area	Pitch type	No of pitches	Current carrying capacity (MES)	Current community use (MES)	Total use (MES)	Balance (MES)	Spare capacity at peak times (MES)	Comment
Morley Village & Sports Hall	Available for community use and used	Secured	East	Youth 11v11	1	2	0.5	1.5	0.5	0.5	Spare capacity of 0.5 MES
Morley Village & Sports Hall	Available for community use and used	Secured	East	Mini Soccer 5v5	2	12	3.5	5.5	6.5	0	Pitches at capacity
Morley Village & Sports Hall	Available for community use and used	Secured	East	Mini Soccer 7v7	1	6	0	1	5	1	Spare capacity of 1 MES
Mulbarton Common	Available for community use and used	Secured	West	Adult Football	1	2	0.5	0.5	1.5	0.5	Spare capacity of 0.5 MES

Site	Community use category	Security of community use	Sub analysis area	Pitch type	No of pitches	Current carrying capacity (MES)	Current community use (MES)	Total use (MES)	Balance (MES)	Spare capacity at peak times (MES)	Comment
Mulberry Park	Available for community use and used	Secured	West	Adult Football	1	3	2.5	3	0	0	Pitch at capacity
Mulberry Park	Available for community use and used	Secured	West	Youth 11v11	1	2	3	4	-2	-2	Pitch overplayed
Mulberry Park	Available for community use and used	Secured	West	Youth 9v9	1	2	2	3	-1	-1	Pitch overplayed

Site	Community use category	Security of community use	Sub analysis area	Pitch type	No of pitches	Current carrying capacity (MES)	Current community use (MES)	Total use (MES)	Balance (MES)	Spare capacity at peak times (MES)	Comment
Mulberry Park	Available for community use and used	Secured	West	Mini Soccer 7v7	2	8	3	5	3	0	Pitches at capacity
Newton Flotman Village Centre and Alan King Playing Fields	Available for community use and used	Secured	East	Adult Football	1	2	0.5	1.5	0.5	0.5	Spare capacity of 0.5 MES
Norton Athletic Football Club	Available for community use and used	Secured	East	Adult Football	1	3	2	3	0	0	Pitch at capacity

Site	Community use category	Security of community use	Sub analysis area	Pitch type	No of pitches	Current carrying capacity (MES)	Current community use (MES)	Total use (MES)	Balance (MES)	Spare capacity at peak times (MES)	Comment
Oaklands Recreation Ground	Available for community use and used	Secured	West	Adult Football	1	3	1	2	1	0	Pitch at capacity
Oaklands Recreation Ground	Available for community use and used	Secured	West	Youth 11v11	1	4	1	2	2	0	Pitch at capacity
Oaklands Recreation Ground	Available for community use and used	Secured	West	Youth 9v9	1	4	4	5	-1	-1	Pitch overplayed
Oaklands Recreation Ground	Available for community use and used	Secured	West	Mini Soccer 5v5	2	12	1.5	3.5	8.5	0.5	Spare capacity of 0.5 MES

Site	Community use category	Security of community use	Sub analysis area	Pitch type	No of pitches	Current carrying capacity (MES)	Current community use (MES)	Total use (MES)	Balance (MES)	Spare capacity at peak times (MES)	Comment
Old Hockey Field (Loddon)	Available for community use and used	Secured	East	Mini Soccer 7v7	2	8	1.5	3.5	4.5	0.5	Spare capacity of 0.5 MES
Ormiston Victory Academy	Available for community use but unused	Unsecured	West	Adult Football	2	2	0	2	0	0	Pitches at capacity
Playing Field Hempnall	Available for community use and used	Secured	South	Adult Football	1	2	1.5	2.5	-0.5	-0.5	Pitch overplayed
Pulham Market Playing Field	Available for community use and used	Secured	South	Youth 11v11	1	2	0	1	1	1	Spare capacity of 1 MES

Site	Community use category	Security of community use	Sub analysis area	Pitch type	No of pitches	Current carrying capacity (MES)	Current community use (MES)	Total use (MES)	Balance (MES)	Spare capacity at peak times (MES)	Comment
Pulham Market Playing Field	Available for community use and used	Secured	South	Youth 9v9	1	2	2	3	-1	-1	Pitch overplayed
Pulham Market Playing Field	Available for community use and used	Secured	South	Mini Soccer 7v7	1	4	1	2	2	0	Pitch at capacity
Rectory Playing Field	Available for community use and used	Secured	East	Adult Football	1	2	0	1	1	1	Spare capacity of 1 MES

Site	Community use category	Security of community use	Sub analysis area	Pitch type	No of pitches	Current carrying capacity (MES)	Current community use (MES)	Total use (MES)	Balance (MES)	Spare capacity at peak times (MES)	Comment
Robert Kett Primary School	Not available for community use	Unsecured	West	Youth 11v11	1	2	0	1	1	1	Discounted due to unsecured tenure
Robert Kett Primary School	Not available for community use	Unsecured	West	Mini Soccer 7v7	1	4	0	1	3	1	Discounted due to unsecured tenure
Saxlingham Playing Field	Available for community use and used	Secured	East	Youth 11v11	1	4	0.5	1.5	2.5	0.5	Spare capacity of 0.5 MES

Site	Community use category	Security of community use	Sub analysis area	Pitch type	No of pitches	Current carrying capacity (MES)	Current community use (MES)	Total use (MES)	Balance (MES)	Spare capacity at peak times (MES)	Comment
Scole Community Centre & Playing Fields	Available for community use and used	Secured	South	Adult Football	1	2	1	2	0	0	Pitch at capacity
Scole Community Centre & Playing Fields	Available for community use and used	Secured	South	Mini Soccer 5v5	1	4	0	1	3	1	Spare capacity of 1 MES
St Mary's Church of England Junior School	Not available for community use	Unsecured	South	Adult Football	1	2	0	1	1	1	Discounted due to unsecured tenure

Site	Community use category	Security of community use	Sub analysis area	Pitch type	No of pitches	Current carrying capacity (MES)	Current community use (MES)	Total use (MES)	Balance (MES)	Spare capacity at peak times (MES)	Comment
St Peter's Primary Academy	Available for community use and used	Unsecured	West	Youth 11v11	1	4	0.5	1.5	2.5	0.5	Discounted due to unsecured tenure
St Peter's Primary Academy	Available for community use and used	Unsecured	West	Mini Soccer 7v7	1	6	0	1	5	1	Discounted due to unsecured tenure
Stoke Holy Cross Playing Field	Available for community use and used	Secured	West	Youth 9v9	2	8	0.5	2.5	5.5	1.5	Spare capacity of 1.5 MES
Stoke Holy Cross Playing Field	Available for community use and used	Secured	West	Mini Soccer 7v7	1	6	2	3	3	0	Pitch at capacity

Site	Community use category	Security of community use	Sub analysis area	Pitch type	No of pitches	Current carrying capacity (MES)	Current community use (MES)	Total use (MES)	Balance (MES)	Spare capacity at peak times (MES)	Comment
Stoke Holy Cross Playing Field	Available for community use and used	Secured	West	Mini Soccer 5v5	1	6	2.5	3.5	2.5	0	Pitch at capacity
Surlingham Primary School	Not available for community use	Unsecured	East	Mini Soccer 7v7	1	4	0	1	3	1	Discounted due to unsecured tenure
Tacolneston Playing Field	Available for community use and used	Secured	East	Adult Football	1	2	1	2	0	0	Pitch at capacity
Tasburgh Village Playing Field	Available for community use and used	Secured	South	Adult Football	1	1	0	1	0	0	Pitch at capacity

Site	Community use category	Security of community use	Sub analysis area	Pitch type	No of pitches	Current carrying capacity (MES)	Current community use (MES)	Total use (MES)	Balance (MES)	Spare capacity at peak times (MES)	Comment
The Costessey Centre	Available for community use and used	Secured	West	Adult Football	1	3	2.5	3.5	-0.5	-0.5	Pitch overplayed
The Costessey Centre	Available for community use and used	Secured	West	Youth 9v9	1	4	1	2	2	0	Pitch at capacity
The Costessey Centre	Available for community use and used	Secured	West	Mini Soccer 7v7	2	6	1.5	3.5	2.5	0.5	Spare capacity of 0.5 MES

Site	Community use category	Security of community use	Sub analysis area	Pitch type	No of pitches	Current carrying capacity (MES)	Current community use (MES)	Total use (MES)	Balance (MES)	Spare capacity at peak times (MES)	Comment
The Costessey Centre	Available for community use and used	Secured	West	Mini Soccer 5v5	2	6	2	4	2	0	Pitch at capacity
The Garrick Field	Available for community use and used	Secured	East	Adult Football	1	3	1.5	2.5	0.5	0	Pitch at capacity
The Welcome Home and Memorial Playing Field	Available for community use and used	Secured	East	Adult Football	1	2	1	2	0	0	Pitch at capacity

Site	Community use category	Security of community use	Sub analysis area	Pitch type	No of pitches	Current carrying capacity (MES)	Current community use (MES)	Total use (MES)	Balance (MES)	Spare capacity at peak times (MES)	Comment
The Welcome Home and Memorial Playing Field	Available for community use and used	Secured	East	Mini Soccer 7v7	1	4	0.5	1.5	2.5	0.5	Spare capacity of 0.5 MES
Thurton Playing Field	Available for community use and used	Secured	East	Mini Soccer 7v7	1	2	0	1	1	1	Spare capacity of 1 MES
University of East Anglia Sports Ground	Available for community use and used	Unsecured	West	Adult Football	3	6	0.5	3.5	2.5	2.5	Discounted due to unsecured tenure

Site	Community use category	Security of community use	Sub analysis area	Pitch type	No of pitches	Current carrying capacity (MES)	Current community use (MES)	Total use (MES)	Balance (MES)	Spare capacity at peak times (MES)	Comment
University of East Anglia Sports Ground	Available for community use and used	Unsecured	West	Youth 11v11	1	2	3	4	-2	-1	Pitch overplayed
University of East Anglia Sports Ground	Available for community use and used	Unsecured	West	Mini Soccer 7v7	1	4	0	1	3	1	Discounted due to unsecured tenure
Willow Centre	Available for community use but unused	Secured	West	Adult Football	1	1	0	1	0	0	Pitch at capacity
Woodton Playing Field	Available for community use and used	Secured	East	Adult Football	1	2	0.5	1.5	0.5	0.5	Spare capacity of 0.5 MES

Site	Community use category	Security of community use	Sub analysis area	Pitch type	No of pitches	Current carrying capacity (MES)	Current community use (MES)	Total use (MES)	Balance (MES)	Spare capacity at peak times (MES)	Comment
Wymondham College	Not available for community use	Unsecured	West	Mini Soccer 7v7	1	4	0	1	3	1	Discounted due to unsecured tenure
Wymondham College	Not available for community use	Unsecured	West	Youth 11v11	2	4	0	2	2	1	Discounted due to unsecured tenure
Wymondham High Academy	Not available for community use	Unsecured	West	Youth 11v11	2	4	0	2	2	1	Discounted due to unsecured tenure
Wymondham High Academy	Not available for community use	Unsecured	West	Youth 9v9	1	2	0	1	1	1	Discounted due to unsecured tenure

3.73 Table 3.21 provides an overview of actual spare capacity on each pitch type by sub analysis area, this is measured in match equivalent sessions per week.

Table 3.21 Summary of actual spare capacity

Sub Analysis Area	Adult pitches with actual spare capacity (MES)	Youth 11v11 pitches with actual spare capacity (MES)	Youth 9v9 pitches with actual spare capacity (MES)	Mini Soccer 7v7 pitches with actual spare capacity (MES)	Mini Soccer 5v5 pitches with actual spare capacity (MES)
East	3.5	1.5	1	3	0.5
West	9	0	1.5	2.5	2.5
South	2.5	3	1	0	3
Total	15	4.5	3.5	5.5	6

3.74 In total there is actual spare capacity of all pitch types amounting to 34.5 MES. Broken down by sub analysis areas there are 9.5 MES East sub analysis area, 15.5 MES in the West and 9.5 in the South. The greatest amount of actual spare capacity currently exists on adult football pitches.

Overlay

3.75 Overlay occurs when a pitch facilitates more use than its recommended carrying capacity. This can be a result of it having a low carrying capacity or teams simply playing more than the recommended number of fixtures on the pitch. Overlay can directly impact upon the quality of a pitch.

3.76 Table 3.22 provides an overview of overplayed football pitches in South Norfolk.

Table 3.22 Overplay on pitches in South Norfolk

Site	Sub analysis area	Pitch type	No of pitches	Overplay (MES)
Bressingham Playing Field	South	Youth 11v11	1	1
Deopham Playing Field	West	Adult Football	1	0.5
Diss Sports Ground	South	Youth 11v11	1	1
Hethersett Memorial Playing Field	West	Adult Football	1	1
Hethersett Memorial Playing Field	West	Youth 9v9	2	1.5
Jubilee Hall Playing Fields	East	Adult Football	1	1
Long Stratton High School	South	Youth 11v11	1	1.5
Long Stratton High School	South	Youth 9v9	1	1
Mulberry Park	West	Youth 11v11	1	2
Mulberry Park	West	Youth 9v9	1	1
Oaklands Recreation Ground	West	Youth 9v9	1	1
Playing Field Hempnall	South	Adult Football	1	0.5
Pulham Market Playing Field	South	Youth 9v9	1	1

Site	Sub analysis area	Pitch type	No of pitches	Overplay (MES)
The Costessey Centre	West	Adult Football	1	0.5
University of East Anglia Sports Ground	West	Youth 11v11	1	1

3.77 The greatest amount of overplay is currently found on youth 11v11 pitches and is 6.5 MES in total. There is overplay totalling 5.5 MES on youth 9v9 pitches and 3.5 on adult pitches. No mini soccer pitches were recorded as being overplayed. Overplay in South Norfolk across all pitch types amounts to 15.5 MES.

Key issues and findings

3.78 The next 3 tables look at actual spare capacity and overplay, along with current and future demand, in order to assess the balance for each pitch type in each of the 3 sub analysis areas. Future demand is based on team generation rates, with each team generating 0.5 MES.

3.79 Table 3.23 provides an overview of the supply and demand of football pitches in the East.

Table 3.23 Supply and demand analysis of football pitches in the East

Pitch Type	Actual Spare Capacity (MES)	Overplay (MES)	Total (MES)	Future Demand (MES)	Future total (MES)
Adult	3.5	1	2.5	1	1.5
Youth 11v11	1.5	0	1.5	0.5	1
Youth 9v9	1	0	1	3	-2
Mini Soccer 7v7	3	0	3	0	3
Mini Soccer 5v5	0.5	0	0.5	0	0.5

3.80 Table 3.24 shows that there is currently enough football pitch provision to meet demand across all pitch types. Future shortfalls are predicted on youth 9v9 pitches though.

3.81 Table 3.24 provides an overview of the supply and demand of football pitches in the West.

Table 3.24 supply and demand analysis of football pitches in the West

Pitch Type	Actual Spare Capacity	Overplay (MES)	Total (MES)	Future Demand (MES)	Future total (MES)
Adult	9	2	7	3	4
Youth 11v11	0	3	-3	2.5	-5.5
Youth 9v9	1.5	6.5	-5	0	-5
Mini Soccer 7v7	2.5	0	2.5	1	1.5
Mini Soccer 5v5	2.5	0	2.5	2	0.5

3.82 There are current shortfalls across youth 11v11 and youth 9v9 pitches in the West. Shortfalls on youth 11v11 pitches increase when future demand is taken in to account.

3.83 Table 3.25 provides an overview of the supply and demand of football pitches in the South.

Table 3.25 Supply and demand analysis of football pitches in the South

Pitch Type	Actual Spare Capacity	Overplay	Total	Future Demand (MES)	Future total
Adult	2.5	0.5	2	2	0
Youth 11v11	3	3.5	-0.5	2	-2.5
Youth 9v9	1	2	-1	0	-1
Mini Soccer 7v7	0	0	0	0	0
Mini Soccer 5v5	3	0	3	0	3

3.84 There are current shortfalls across youth 11v11 and youth 9v9 pitches in the south. Shortfalls on youth 11v11 increase when future demand is taken into account. Adult pitches are also at capacity when future demand is considered.

3.85 Overplay on sites is the biggest factor affecting shortfalls. This is a combination of pitch quality and supply of pitches. This will be looked at within the strategy document and could be alleviated by improving pitch quality, reconfiguring certain pitches and additional 3G provision. These options will be explored in the strategy document and action plan.

Summary

Football

- There are currently 66 sites in South Norfolk that provide grass football pitches, this equates to 159 pitches in total, 126 of these pitches are available for community use;
- There are a number of clubs in Broadland accessing pitch provision on school sites where community use is deemed to be unsecured;
- There are 40 pitches that were assessed as being good quality in South Norfolk, 68 as standard and 18 as poor;
- There are currently 15 sites containing football pitches available for community use that have ancillary provision assessed as good. There were 22 sites where ancillary provision was assessed as standard and 6 as poor;
- There is only 1 team of imported demand in South Norfolk, this demand comes from Broadland;
- There are 2 clubs in South Norfolk who have exported demand outside of the Local Authority area. This equates to 13 teams in total. Costessey Sports have 7 exported teams to Broadland and Morley Youth FC have 6 teams exported to Breckland;
- Through the consultation, clubs in South Norfolk reported plans to grow an additional 44 teams across all formats of the game;
- Team Generation Rates (TGRs) calculate that there will be 62 new teams created up to 2038 in South Norfolk;
- In total there is actual spare capacity of all pitch types amounting to 34.5 Match Equivalent Sessions (MES). Broken down by sub analysis areas there is 9.5 MES of actual spare capacity in the East sub analysis area, 15.5 MES in the West and 9.5 in the South. The greatest amount of actual spare capacity currently exists on adult football pitches;
- The greatest amount of overplay is currently found on youth 11v11 pitches with 6.5 MES in total. There is overplay totalling 5.5 MES on youth 9v9 pitches and 3.5 MES on adult pitches. No mini soccer pitches were recorded as being overplayed. Overplay in South Norfolk across all pitch type equates to 15.5 MES;
- There are future shortfalls predicted on youth 11v11 and youth 9v9 pitches in both the West and South sub analysis areas. The East sub analysis area has future shortfalls predicted on youth 9v9 pitches. No future shortfalls are identified on any other football pitch types in South Norfolk.

3G Artificial Grass Pitches (AGPs)

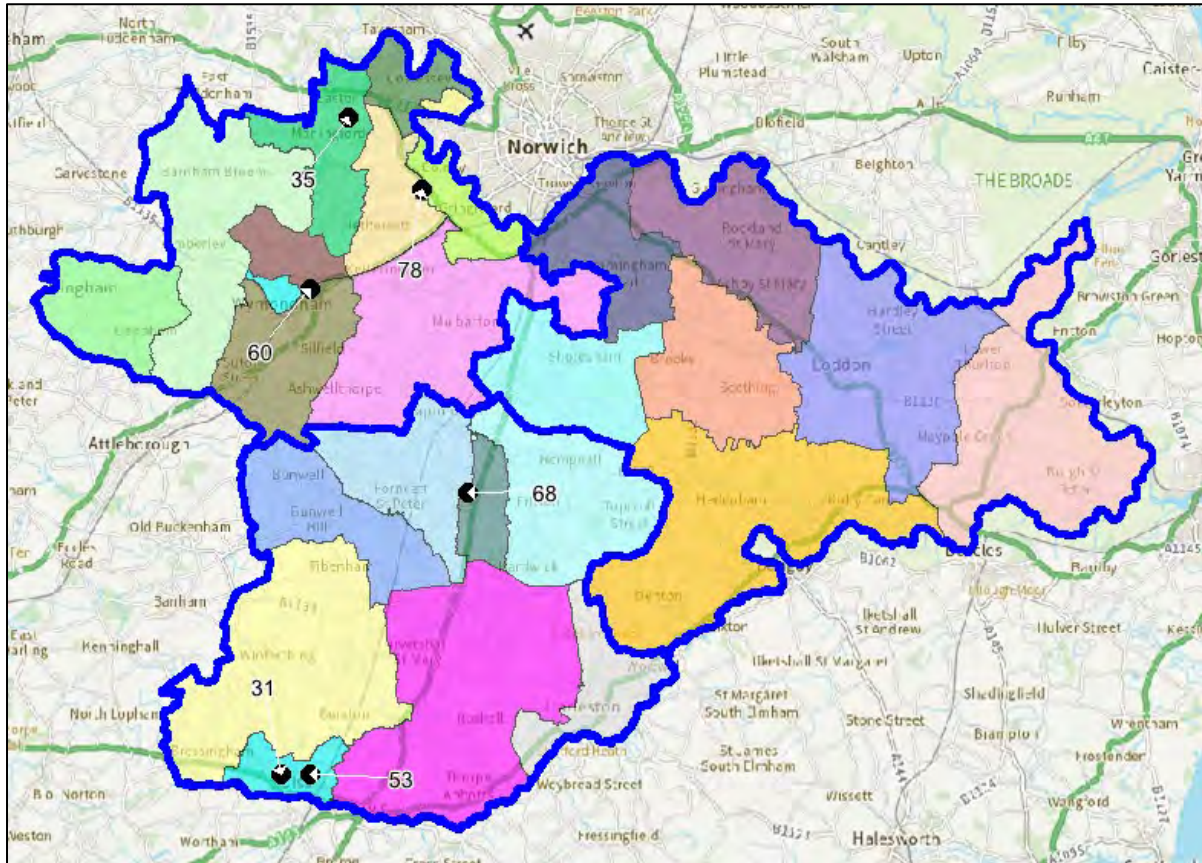
- 3.86 Competitive football can take place on 3G surfaces that have been FA or FIFA certified. The recommended FA dimensions for a full sized 3G pitch are 100x64 metres with additional run off areas of 3 metres required on each side. Minimum playing area dimensions to meet performance standard criteria for competitive football are 90x45 metres (or 100x64 metres for FIFA sanctioned international matches), with additional run off areas of 3 metres required on each side.
- 3.87 FIFA 3G pitch certification is required to host competitive adult match play at Step 3 and below, teams playing at Steps 1 or 2 pitches are required to have FIFA Pro standard certification.
- 3.88 Football training can take place on sand and water-based surfaces, but this is not the preferred option.
- 3.89 3G AGPs fall under 3 different categories:
- Long Pile 3G (60mm with a shock pad for rugby);
 - Medium Pile 3G (55mm – 60mm);
 - Short Pile 3G (40mm).

Supply

- 3.90 A full size 3G AGP is considered by the FA to measure at least 100 x 64 metres (106 x 64 metres including run offs); however, for the purpose of this report, all pitches measuring over 94 x 55 metres (exclusive of run offs) are considered to be full size due to the amount of demand they can accommodate.
- 3.91 There are currently 8 3G AGPs in South Norfolk across 6 sites. 2 of these pitches are deemed to be full size whilst 6 are considered small sized. There are 3 3G AGPs in South Norfolk that aren't currently available for community use, all 3 of these are located at Norwich City's training ground.

3.92 Figure 3.2 provides a spatial overview of 3G AGP provision within South Norfolk. The numbers in the figure relate to the PPS site ID in tables 3.26 and 3.27.

Figure 3.2 3G AGPs in South Norfolk



3.93 Table 3.26 provides an overview of full size 3G AGP provision in South Norfolk.

Table 3.26 Full size 3G AGPs in South Norfolk

Site Name	Sub Analysis Area	PPS Site ID	Management Type	Sports Lighting	Size (m)	AGP - Surface Type	Year Built / Refurbed	Certification	AGP - Hours available to the community
Easton and Otley College	West	35	School / College / University (in house)	Yes	100x60	Medium Pile	2015	FA	Monday-Friday 17:00 - 22:00 Weekend 08:00 - 18:00
Ketts Park Community Recreation Centre	West	60	Local Authority (in house)	Yes	106x70	Medium Pile	2018	FIFA	Monday-Friday 16:30 - 22:00 Weekend 09:00 - 17:00

3.94 Table 3.27 provides an overview of small sized 3G AGPs in South Norfolk.

Table 3.27 Small sized 3G AGPs in South Norfolk

Site Name	Sub Analysis Area	PPS Site ID	Management Type	Sports Lighting	Size (m)	AGP - Surface Type	Year Built / Refurbed	Certification	AGP - Hours available to the community
Diss Town Football Club	South	31	Sport Club	Yes	36x17	Medium Pile Carpet	2011	N/A	Every day 08:00 - 22:00
Heywood Sports & Leisure Club	South	53	Private	Yes	36x18	Medium Pile Carpet	2019	N/A	Monday-Friday 08:00 - 22:00 Saturday 08:00 - 17:00 Sunday 08:00 - 14:00
Long Stratton Leisure Centre	South	68	Local Authority (in house)	Yes	79x52	Medium Pile Carpet	2017	FA	Monday-Friday 15:00 - 22:00 Weekend 08:30 - 18:00
Norwich City FC (Colney Training Centre)	West	78	Commercial Management	Yes	78x50	Medium Pile Carpet	Unknown	N/A	N/A
Norwich City FC (Colney Training Centre)	West	78	Commercial Management	Yes	80x50	Medium Pile Carpet	Unknown	N/A	N/A

Site Name	Sub Analysis Area	PPS Site ID	Management Type	Sports Lighting	Size (m)	AGP - Surface Type	Year Built / Refurbed	Certification	AGP - Hours available to the community
Norwich City FC (Colney Training Centre)	West	78	Commercial Management	Yes	30x20	Medium Pile Carpet	Unknown	N/A	N/A

Future provision

3.95 The South Norfolk LFFP identifies 5 priority 3G AGP projects. One of these is identified at the University of East Anglia sports ground. It is understood that the University are currently developing plans at the site that will see the provision of a full size 3G AGP that will also have a shock pad, making it suitable for contact rugby training. Currently none of the other 3G APP projects are being developed. The remaining identified projects were:

- Wymondham area;
- Diss Leisure Centre;
- South Norfolk District;
- Framingham Earl High School.

3G Pitch Register

3.96 In order for competitive matches to be played on 3G AGPs, the pitch should be FIFA or IMS tested and approved and added to the FA pitch register, which can be found at: [\(Football Foundation 3G Pitch Register\)](#).

3.97 All full size 3G AGPs in South Norfolk are currently on the 3G Pitch Register, as is the smaller sized 3G AGP at Long Stratton Leisure Centre.

Availability of pitches

3.98 Table 3.26 shows the availability of full size 3G AGPs for community use. Through the consultation both sites identified minimal availability during non-peak hours. During peak periods both pitches are fully utilised.

Quality

3.99 3G AGPs typically have a life span of 8-12 years depending on levels of use and maintenance. It is recommended that any 3G AGPs have a sinking fund in place so that they can be resurfaced when the time arises.

3.100 All full size 3G AGPs in South Norfolk were visited and assessed using FA guidance to determine their quality. Table 3.28 provides an overview of 3G AGP quality.

Table 3.28 3G AGP pitch quality in South Norfolk

Site Name	Sub Analysis Area	PPS Site ID	Year Built / Refurbed	Quality rating
Easton and Otley College	West	35	2015	Standard
Ketts Park Community Recreation Centre	West	60	2018	Good

Ancillary provision

3.101 Both full size 3G AGPs in South Norfolk are also service by ancillary provision. The ancillary provision at Easton and Otley College was assessed as being good whilst the ancillary provision at Ketts Park Community Recreation Centre was assessed as being standard.

Supply and demand of 3G AGPs

3.102 The FA have a long-term aspiration to provide every team in the country with access to a 1 hour training slot on a 3G pitch each week.

3.103 The FA calculate that 1 full size 3G AGP can support up to 38 teams. This methodology has been applied to table 3.29 to look at current team numbers and 3G AGP requirements, along with future requirements based upon TGRs previously calculate.

3.104 Table 3.29 provides an overview of the current and future supply and demand of 3G AGPs in South Norfolk.

Table 3.29 Supply and demand of 3G AGPs in South Norfolk

Sub analysis area	Current Team Numbers	Current Requirement	Current Full Size 3G AGPs	Current Shortfall of 3G AGPs	Future Team Numbers	Future Requirement
East	68	2 (rounded up from 1.7)	0	2	71	2 (rounded up from 1.8)
West	160	4 (rounded down from 4.2)	2	2	172	4 (rounded down from 4.5)
South	62	2 (rounded up from 1.6)	0	2	66	2 (rounded up from 1.7)

3.105 The South Norfolk LFFP states that there is a requirement for 5 3G AGPs which has increased by 1 in table 3.29. This remains the same when future demand is considered.

Summary

3G AGPs

- There are currently 8 3G AGPs in South Norfolk across 5 sites. 2 of these pitches are deemed to be full size whilst 6 are considered small sized;
- 3 3G AGPs in South Norfolk are currently unavailable for community use. All 3 are located at Norwich City FC's training ground;
- The University of East Anglia are currently developing plans to provide a new full size 3G AGPs at their sports ground site. It is understood that this will also have a shock pad, making it suitable for contact rugby training;
- Both full size 3G AGPs are on the FA 3G Pitch Register, as is the smaller sized 3G AGP at Long Stratton Leisure Centre;
- Through the consultation both sites containing full size 3G AGPs identified minimal availability during non-peak hours. During peak periods both pitches are fully utilised;
- The full size 3G AGP at Kett's Parks Community Recreation Centre was assessed as good, whilst the 3G AGP at Easton and Otley College was assessed as standard;
- Ancillary provision at Kett's Park Community Recreation Ground was assessed as standard, whilst the ancillary provision at Easton and Otley College was assessed as good;
- There is currently demand for 6 3G AGPs in South Norfolk. This remains the same when TGRs are combined with current team numbers.

4. Rugby Union

Introduction

- 4.1 The RFU are the governing body who oversee the governance and development of rugby within South Norfolk. They work locally to deliver the RFU's England Rugby Strategy. ([Click here for the England Rugby Strategy](#))
- 4.2 The vision of the strategy is to create a successful and thriving game across England. In order to achieve this there are 3 guiding principles, Player First, Open to All and Financially Strong.
- 4.3 The strategy has 4 strategic priorities under the heading of Game Objectives, these are:
- Enjoyment – enable positive player experiences on and off the field;
 - Winning England – create the best possible high-performance system for England Rugby;
 - Welfare – enhance player welfare to protect and support the wellbeing of players;
 - Flouring Rugby Communities – support clubs to grow and sustain themselves and reflect society.
- 4.4 There are a further 4 strategic priorities under the heading of Driving Objectives, these are:
- Diversity and Inclusion - Drive rugby union in England to reflect the diversity of society;
 - Understand - build a deep understanding of players, volunteers and fans to shape the future of the game;
 - Connect - connect with and grow the rugby community and create exceptional experiences;
 - Commercial and Operational Excellence – Ensure a sustainable and efficient business model delivered by an inspired workforce.

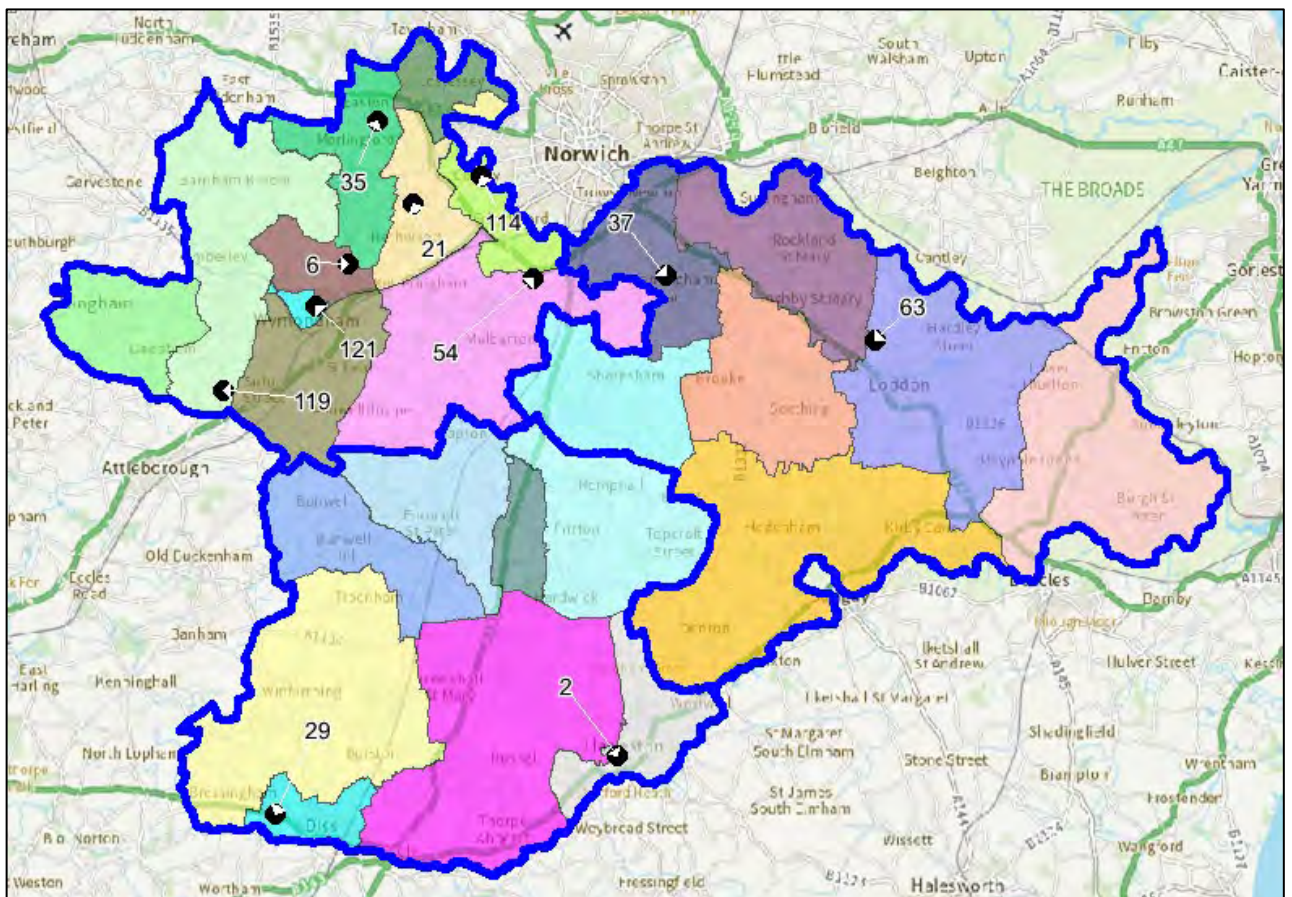
Consultation

- 4.5 There are currently 4 rugby clubs in South Norfolk with a total 70 teams, 2 clubs responded to the club consultation, which totals 38 teams, representing a 54% response rate.

Supply

- 4.6 There are currently 42 rugby pitches identified within South Norfolk across 11 sites. 25 of these are senior rugby pitches, 3 are junior rugby pitches and there are 14 mini rugby pitches.
- 4.7 The majority of pitches are provided in the West sub analysis area, 27 (64%) in total. There are 8 (19%) in the South and 7 (17%) in the East
- 4.8 Figure 4.1 below shows a map of rugby pitch provision within South Norfolk. The numbers in the figure relate to the PPS site ID in table 4.1.

Figure 4.1 Map of rugby pitches in South Norfolk



- 4.9 There are currently 30 rugby pitches in South Norfolk that are available for community use, 5 of these are on educational sites, 22 are on sports club sites and 3 are located on community organisation sites.

4.10 Table 4.1 provides an overview of rugby pitch provision in South Norfolk.

Table 4.1 Overview of rugby pitch provision

Site Name	Sub analysis area	PPS site ID	Pitch type	Community use category
Archbishop Sancroft High School	South	2	Senior Rugby Union	Available for community use and used
Barnard Fields (Wymondham Rugby Club)	West	6	Junior Rugby Union	Available for community use and used
Barnard Fields (Wymondham Rugby Club)	West	6	Mini Rugby Union	Available for community use and used
Barnard Fields (Wymondham Rugby Club)	West	6	Mini Rugby Union	Available for community use and used
Barnard Fields (Wymondham Rugby Club)	West	6	Mini Rugby Union	Available for community use and used
Barnard Fields (Wymondham Rugby Club)	West	6	Mini Rugby Union	Available for community use and used
Barnard Fields (Wymondham Rugby Club)	West	6	Mini Rugby Union	Available for community use and used
Barnard Fields (Wymondham Rugby Club)	West	6	Mini Rugby Union	Available for community use and used
Barnard Fields (Wymondham Rugby Club)	West	6	Mini Rugby Union	Available for community use and used
Barnard Fields (Wymondham Rugby Club)	West	6	Mini Rugby Union	Available for community use and used
Barnard Fields (Wymondham Rugby Club)	West	6	Senior Rugby Union	Available for community use and used
Barnard Fields (Wymondham Rugby Club)	West	6	Senior Rugby Union	Available for community use and used
Barnard Fields (Wymondham Rugby Club)	West	6	Senior Rugby Union	Available for community use and used
Barnard Fields (Wymondham Rugby Club)	West	6	Senior Rugby Union	Available for community use and used

Site Name	Sub analysis area	PPS site ID	Pitch type	Community use category
Barnard Fields (Wymondham Rugby Club)	West	6	Senior Rugby Union	Available for community use and used
Crusaders Rugby Football Club	West	21	Senior Rugby Union	Available for community use and used
Crusaders Rugby Football Club	West	21	Senior Rugby Union	Available for community use and used
Crusaders Rugby Football Club	West	21	Senior Rugby Union	Available for community use and used
Diss Rugby Club	South	29	Senior Rugby Union	Available for community use and used
Diss Rugby Club	South	29	Senior Rugby Union	Available for community use and used
Diss Rugby Club	South	29	Senior Rugby Union	Available for community use and used
Diss Rugby Club	South	29	Mini Rugby Union	Available for community use and used
Diss Rugby Club	South	29	Mini Rugby Union	Available for community use and used
Diss Rugby Club	South	29	Mini Rugby Union	Available for community use and used
Diss Rugby Club	South	29	Mini Rugby Union	Available for community use and used
Easton and Otley College	West	35	Senior Rugby Union	Available for community use and used
Framingham Earl High School Sports Centre	East	37	Senior Rugby Union	Available for community use and used
Hilltops Sports Club	West	54	Senior Rugby Union	Available for community use and used

Site Name	Sub analysis area	PPS site ID	Pitch type	Community use category
Hilltops Sports Club	West	54	Senior Rugby Union	Available for community use and used
Hilltops Sports Club	West	54	Senior Rugby Union	Available for community use and used
Langley School	East	63	Senior Rugby Union	Not available for community use
Langley School	East	63	Senior Rugby Union	Not available for community use
Langley School	East	63	Senior Rugby Union	Not available for community use
Langley School	East	63	Mini Rugby Union	Not available for community use
Langley School	East	63	Mini Rugby Union	Not available for community use
Langley School	East	63	Mini Rugby Union	Not available for community use
University of East Anglia Sports Ground	West	114	Senior Rugby Union	Available for community use and used
University of East Anglia Sports Ground	West	114	Senior Rugby Union	Available for community use and used
Wymondham College	West	119	Junior Rugby Union	Not available for community use
Wymondham College	West	119	Junior Rugby Union	Not available for community use
Wymondham College	West	119	Senior Rugby Union	Not available for community use
Wymondham College	West	119	Senior Rugby Union	Not available for community use
Wymondham College	West	119	Senior Rugby Union	Not available for community use

Site Name	Sub analysis area	PPS site ID	Pitch type	Community use category
Wymondham High Academy	West	121	Senior Rugby Union	Not available for community use

Lapsed and disused sites

4.11 A disused site is a site that previously had pitches laid out, but no longer does. Once a site has been disused for 5 years or more it becomes known as lapsed. This means it now falls outside of Sport England's statutory remit but is still assessed using the criteria within Paragraph 99 of the National Planning Policy Framework.

4.12 There are no disused or lapsed rugby sites in South Norfolk, however, 2 sites contain disused rugby pitches and these are:

- Browick Recreation Ground;
- Diss High School.

Security of tenure

4.13 There are currently 4 rugby clubs within South Norfolk, the following clubs all own the freehold for their sites:

- Crusaders Rugby Club;
- Diss Rugby Club;
- Wymondham Rugby Club.

4.14 Lakenham Hewett Rugby Club currently have a long-term lease from Hilltop Sports Club.

Quality

4.15 All sites that contain marked out rugby pitches in South Norfolk were visited and assessed using the non-technical assessment criteria provided by the RFU.

4.16 This criteria has 2 key areas - maintenance carried out on pitches and drainage that exists on pitches. These are then combined with consolation carried out to determine the quality of the pitches, which are categorised as follows:

- Good (11-5);
- Standard (6-10);
- Poor (0-5).

4.17 Table 4.2 shows the RFU's rugby pitch maintenance criteria

Table 4.2 Rugby pitch maintenance criteria

Rating	Description
M0	Action is significant improvements to maintenance programme
M1	Action is minor improvements to maintenance programme
M2	Action is no improvement to maintenance programme

4.18 Table 4.3 shows the RFU's rugby pitch drainage criteria

Table 4.3 Rugby pitch drainage criteria

Rating	Description
D0	Action is pipe drainage system needed on pitch
D1	Action is pipe and slit drainage needed on pitch
D2	Action is slit drainage needed on pitch
D3	No action needed on pitch drainage

4.19 Table 4.4 shows how the 2 elements are combined to generate a quality rating for rugby pitches.

Table 4.4 Rugby pitch quality based on maintenance and drainage scores

Drainage	M0 – Poor (MES)	M1 – Standard (MES)	M2 – Good (MES)
D0	0.5	1.5	2
D1	1.5	2	3
D2	1.75	2.5	3.25
D3	2	3	3.5

4.20 Since the non-technical assessments were carried out, the RFU have developed a partnership with the Grounds Management Association (GMA). This enables clubs to complete a self-assessment of their pitches using the Pitch Power app. This provides clubs with a report completed by a GMA Regional Pitch Advisor who assesses each pitch using a performance quality standard (PQS). Clubs also receive advice on how to improve pitch quality through improved maintenance practises. This process will be used in the future to assess the quality of rugby union pitches for PPS's. Crusaders Rugby Club and Wymondham Rugby Club have already accessed this service and the RFU will be supporting other rugby clubs in the Local Authority area to do so in due course.

4.21 The RFU provides guidance on pitch sizes for the various age group who play rugby. Table 4.5 shows the relevant pitches sizes for each age group.

Table 4.5 Rugby pitch dimensions

Age group	Pitch type	Pitch Size (maximum in metres)
U7	Mini	20x12
U8	Mini	45x22
U9	Mini	60x30
U10	Mini	60x35
U11	Mini	60x43
U12	Mini	60x43
U13	Junior	90x 60 (boy's) 60x43 (girl's)
U14 +	Senior	100x70

4.22 Table 4.6 provides an overview of rugby pitch quality scores in South Norfolk on a site by site basis using the criteria in table 4.4.

Table 4.6 Rugby pitch quality in South Norfolk

Site name	Sub analysis area	PPS site ID	Pitch type	Flood lit	Community use category	Quality rating	Drainage / Maintenance score
Archbishop Sancroft High School	South	2	Senior Rugby Union	No	Available for community use but unused	Poor	D0/M0
Barnard Fields (Wymondham Rugby Club)	West	6	Junior Rugby Union	No	Available for community use and used	Standard	D2/M1
Barnard Fields (Wymondham Rugby Club)	West	6	Mini Rugby Union	No	Available for community use and used	Standard	D2/M1
Barnard Fields (Wymondham Rugby Club)	West	6	Mini Rugby Union	No	Available for community use and used	Standard	D2/M1

Site name	Sub analysis area	PPS site ID	Pitch type	Flood lit	Community use category	Quality rating	Drainage / Maintenance score
Barnard Fields (Wymondham Rugby Club)	West	6	Mini Rugby Union	No	Available for community use and used	Standard	D2/M1
Barnard Fields (Wymondham Rugby Club)	West	6	Mini Rugby Union	No	Available for community use and used	Standard	D2/M1
Barnard Fields (Wymondham Rugby Club)	West	6	Mini Rugby Union	No	Available for community use and used	Standard	D2/M1
Barnard Fields (Wymondham Rugby Club)	West	6	Mini Rugby Union	No	Available for community use and used	Standard	D2/M1
Barnard Fields (Wymondham Rugby Club)	West	6	Mini Rugby Union	No	Available for community use and used	Standard	D2/M1

Site name	Sub analysis area	PPS site ID	Pitch type	Flood lit	Community use category	Quality rating	Drainage / Maintenance score
Barnard Fields (Wymondham Rugby Club)	West	6	Senior Rugby Union	Yes	Available for community use and used	Standard	D3/M1
Barnard Fields (Wymondham Rugby Club)	West	6	Senior Rugby Union	Yes	Available for community use and used	Standard	D3/M1
Barnard Fields (Wymondham Rugby Club)	West	6	Senior Rugby Union	No	Available for community use and used	Standard	D3/M1
Barnard Fields (Wymondham Rugby Club)	West	6	Senior Rugby Union	No	Available for community use and used	Standard	D3/M1
Crusaders Rugby Football Club	West	21	Senior Rugby Union	No	Available for community use and used	Poor	D0/M0

Site name	Sub analysis area	PPS site ID	Pitch type	Flood lit	Community use category	Quality rating	Drainage / Maintenance score
Crusaders Rugby Football Club	West	21	Senior Rugby Union	Yes	Available for community use and used	Poor	D0/M0
Crusaders Rugby Football Club	West	21	Senior Rugby Union	Yes	Available for community use and used	Poor	D0/M0
Diss Rugby Club	South	29	Senior Rugby Union	No	Available for community use and used	Standard	D3/M1
Diss Rugby Club	South	29	Senior Rugby Union	Yes	Available for community use and used	Standard	D3/M1
Diss Rugby Club	South	29	Senior Rugby Union	No	Available for community use and used	Standard	D3/M1

Site name	Sub analysis area	PPS site ID	Pitch type	Flood lit	Community use category	Quality rating	Drainage / Maintenance score
Diss Rugby Club	South	29	Mini Rugby Union	No	Available for community use and used	Standard	D3/M1
Diss Rugby Club	South	29	Mini Rugby Union	No	Available for community use and used	Standard	D3/M1
Diss Rugby Club	South	29	Mini Rugby Union	No	Available for community use and used	Standard	D3/M1
Diss Rugby Club	South	29	Mini Rugby Union	No	Available for community use and used	Standard	D3/M1
Easton and Otley College	West	35	Senior Rugby Union	No	Available for community use but unused	Standard	D1/M1

Site name	Sub analysis area	PPS site ID	Pitch type	Flood lit	Community use category	Quality rating	Drainage / Maintenance score
Framingham Earl High School Sports Centre	East	37	Senior Rugby Union	No	Available for community use but unused	Standard	D1/M1
Hilltops Sports Club	West	54	Senior Rugby Union	No	Available for community use and used	Standard	D1/M1
Hilltops Sports Club	West	54	Senior Rugby Union	No	Available for community use and used	Standard	D1/M1
Hilltops Sports Club	West	54	Senior Rugby Union	No	Available for community use and used	Standard	D1/M1
Langley School	East	63	Senior Rugby Union	No	Not available for community use	Good	D1/M2
Langley School	East	63	Senior Rugby Union	No	Not available for community use	Good	D1/M2

Site name	Sub analysis area	PPS site ID	Pitch type	Flood lit	Community use category	Quality rating	Drainage / Maintenance score
Langley School	East	63	Senior Rugby Union	No	Not available for community use	Good	D1/M2
Langley School	East	63	Mini Rugby Union	No	Not available for community use	Good	D1/M2
Langley School	East	63	Mini Rugby Union	No	Not available for community use	Good	D1/M2
Langley School	East	63	Mini Rugby Union	No	Not available for community use	Good	D1/M2
University of East Anglia Sports Ground	West	114	Senior Rugby Union	No	Available for community use and used	Poor	D1/M0
University of East Anglia Sports Ground	West	114	Senior Rugby Union	No	Available for community use and used	Poor	D1/M0
Wymondham College	West	119	Junior Rugby Union	No	Not available for community use	Standard	D1/M1

Site name	Sub analysis area	PPS site ID	Pitch type	Flood lit	Community use category	Quality rating	Drainage / Maintenance score
Wymondham College	West	119	Junior Rugby Union	No	Not available for community use	Standard	D1/M1
Wymondham College	West	119	Senior Rugby Union	No	Not available for community use	Standard	D1/M1
Wymondham College	West	119	Senior Rugby Union	No	Not available for community use	Standard	D1/M1
Wymondham College	West	119	Senior Rugby Union	No	Not available for community use	Standard	D1/M1
Wymondham High Academy	West	121	Senior Rugby Union	No	Not available for community use	Standard	D0/M1

- 4.23 There are currently 6 rugby pitches assessed as good in South Norfolk, these are all located on educational sites. 30 pitches were assessed as standard and 6 as poor.
- 4.24 The majority of pitches used by rugby clubs were assessed as Standard, 22 in total. The exception being all 3 rugby pitches at Crusaders Rugby Club which were assessed as being poor.

Ancillary provision

- 4.25 Ancillary provision at sites containing rugby pitches was assessed where possible. Ancillary provision has been graded as follows.
- Good;
 - Standard;
 - Poor.
- 4.26 The assessment of ancillary provision focuses on the changing room provision provided, whether there are floodlit pitches provided and the adequacy of car parking on site.
- 4.27 Table 4.7 provides an overview of ancillary provision scores at sites that provide rugby pitches available for community use in South Norfolk.

Table 4.7 Ancillary provision at rugby pitch sites

Site name	Sub analysis area	PPS site ID	Ancillary quality rating
Archbishop Sancroft High School	South	2	Standard
Barnard Fields (Wymondham Rugby Club)	West	6	Good
Crusaders Rugby Football Club	West	21	Good
Diss Rugby Club	South	29	Good
Easton and Otley College	West	35	Good

Site name	Sub analysis area	PPS site ID	Ancillary quality rating
Framingham Earl High School Sports Centre	East	37	Standard
Hilltops Sports Club	West	54	Good
University of East Anglia Sports Ground	West	114	Standard

4.28 All sites that are used by rugby clubs provide ancillary facilities that were assessed as good. Through the club consultation Diss Rugby Club reported plans to expand their kitchen area at their site and improve access for people with disabilities. Crusaders Rugby Club are also in the process of improving their ancillary facilities on site.

Demand

4.29 There are currently 4 rugby clubs within South Norfolk who between them have 70 teams. Table 4.8 below provides an overview of the number of teams each club has at the various age groups and if team numbers have increased, decreased or stayed the same during in the last 3 years.

Table 4.8 Rugby club demand in South Norfolk

Club name	Sub analysis area	PPS site ID	Senior Men's teams	Senior Women's teams	Junior Boy's teams	Junior Girl's teams	Mini teams	Team trend (last 3 years)
Crusaders Rugby Club	West	21	3	1	6	3	8	Stayed the same.
Diss Rugby Club	South	29	3	1	5	3	6	Increased junior girl's.
Lakenham-Hewett RFC	West	54	1	1	0	0	9	Stayed the same.
Wymondham Rugby Club	West	6	3	1	7	3	7	Increased junior girl's and boy's.

Imported demand

4.30 Imported demand refers to demand that accesses provision within the study area but comes from outside this. This could be due to a lack of provision or the cost of accessing facilities within their own area.

4.31 There is currently no imported rugby demand in South Norfolk.

Exported demand

- 4.32 Exported demand refers to demand from the study area that is being met within another Local Authority area. This could be due to a lack of provision, or the cost of accessing facilities.
- 4.33 There is currently no exported demand from South Norfolk to other Local Authority areas.

Latent demand

- 4.34 Latent demand refers to demand that exists but that isn't being met due to barriers such as a lack of facilities.
- 4.35 There was no latent demand recorded for rugby in South Norfolk.

Future demand

- 4.36 Future demand can be developed in 2 ways, clubs may actively try to increase their team numbers in order to grow their club. This may be supported by the relevant NGB through funded programmes or support to help deliver objectives within their strategy.

4.37 Table 4.9 shows clubs who reported future growth in South Norfolk and the number of teams in each age group they feel they could grow by.

Table 4.9 Reported future growth

Club Name	Sub Analysis Area	PPS Site ID	Senior Men's teams	Senior Women's teams	Junior Boy's teams	Junior Girl's teams	Mini teams
Diss Rugby Club	South	29	0	0	0	3	0

4.38 Another way that future demand can be calculated is by looking at population forecasts and how these impact upon Team Generation Rates (TGRs).

4.39 Future population forecasts have been developed by calculating future growth from ONS data ([Click here for ONS population projections by single year of age](#)) and known housing growth identified within the Greater Norwich Local Plan up to 2038. TGRs have been rounded down to the nearest whole number.

4.40 Table 4.10 shows TGRs for rugby teams in South Norfolk.

Table 4.10 TGRs for rugby teams in South Norfolk

Sport and Age Groups	Number of teams in age group within the area	Current population in age group within the area	Future population in age group within the area	Current TGR	Population change in age group	Potential increase in team numbers in age group
Rugby Union Senior Men (19-45yrs)	10	20,774	25,036	2,077	4,262	2
Rugby Union Senior Women (19-45yrs)	4	21,621	26,058	5,405	4,437	0
Rugby Union Youth Boy's (13-18yrs)	18	5,434	6,440	301	1,006	3
Rugby Union Youth Girl's (13-18yrs)	9	5,220	6,188	580	968	1
Rugby Union Mini/Midi Mixed (7-12yrs)	30	10,865	11,936	362	1,071	2

4.41 TGRs have also been calculated for the sub analysis areas in South Norfolk with the exception of the East. This is because there are currently no rugby teams located in the East sub analysis area and one of the baselines for calculating TGRs is existing team numbers, therefore no additional team will be generated based on future population and housing growth.

4.42 Table 4.11 shows TGRs for rugby teams in the South sub analysis area.

Table 4.11 TGRs for rugby teams in the South sub analysis area

Sport and Age Groups	Number of teams in age group within the area	Current population in age group within the area	Future population in age group within the area	Current TGR	Population change in age group	Potential increase in team numbers in age group
Rugby Union Senior Men (19-45yrs)	3	2,384	2,817	794	433	0
Rugby Union Senior Women (19-45yrs)	1	2,481	2,932	2,481	451	0
Rugby Union Youth Boy's (13-18yrs)	5	582	683	116	101	0
Rugby Union Youth Girl's (13-18yrs)	3	560	656	186	96	0
Rugby Union Mini/Midi Mixed (7-12yrs)	6	1,246	1,345	207	99	0

4.43 Table 4.12 shows TGRs for rugby teams in the West sub analysis area.

Table 4.12 TGRs for rugby teams in the West sub analysis area

Sport and Age Groups	Number of teams in age group within the area	Current population in age group within the area	Future population in age group within the area	Current TGR	Population change in age group	Potential increase in team numbers in age group
Rugby Union Senior Men (19-45yrs)	7	2,243	2,610	320	367	1
Rugby Union Senior Women (19-45yrs)	3	2,334	2,717	778	383	0
Rugby Union Youth Boy's (13-18yrs)	13	706	811	54	105	1
Rugby Union Youth Girl's (13-18yrs)	6	678	780	113	102	0
Rugby Union Mini/Midi Mixed (7-12yrs)	24	1,198	1,262	49	64	1

4.44 It is worth noting that these figures don't take into account specific work or programmes delivered by clubs or NGB's in order to increase participation in the sport.

Understanding the situation at individual sites

4.45 Capacity on rugby pitches is measured in Match Equivalent Sessions (MES). This is impacted upon by the quality of the pitch. The RFU provides guidance on the number of matches per week that a pitch can accommodate based upon its quality. For example, if a pitch was assessed as D1/M0 (Poor), it would have capacity for 1.5 matches per week. This is shown in table 4.13.

Table 4.13 RFU pitch capacity guidance

Drainage	M0 – Poor (MES)	M1 – Standard (MES)	M2 – Good (MES)
D0	0.5	1.5	2
D1	1.5	2	3
D2	1.75	2.5	3.25
D3	2	3	3.5

- 4.46 For match play 0.5 has been allocated to each team who use a pitch based on teams playing home and ways fixtures.
- 4.47 Capacity will also be impacted by clubs using pitches for training. Where this is the case 0.5 has been attributed to senior and youth rugby teams and 0.25 for mini teams when training on senior pitches. The following rugby club sites in South Norfolk have floodlit rugby pitches that are also used for training:
- Barnard Fields (Wymondham Rugby Club);
 - Crusaders Rugby Club;
 - Diss Rugby Club;
 - Hilltops Sports Club.
- 4.48 Educational sites have had 1 match equivalent sessions applied to each pitch type to allow for the various year groups that may use the pitch in any given week during the season. This has been further adjusted if there is also known extra-curricular use of the pitches at the site. This has all been factored into the analysis in table 4.14 overleaf.

Peak Demand

- 4.49 Peak demand for rugby in South Norfolk deemed to be as follows:
- Senior Men's – Saturday afternoon;
 - Senior Women's – Sunday afternoon;
 - Juniors – Sunday morning;
 - Mini's – Sunday morning.

4.50 Table 4.14 shows capacity analysis of rugby pitches in South Norfolk.

Table 4.14 Capacity of rugby pitches in South Norfolk

Site Name	Sub Analysis Area	Pitch Type	Number of pitches	Community use	Pitch quality rating	Drainage / Maintenance score	Carrying Capacity (MES)	Match Play (MES)	Training (MES)	Revised carrying capacity (MES)	Comments
Archbishop Sancroft High School	South	Senior Rugby Union	1	Available for community use but unused	Poor	D0/M0	0.5	1	0	-0.5	1 poor pitch that is overplayed.
Barnard Fields (Wymondham Rugby Club)	West	Senior Rugby Union	5	Available for community use and used	Standard	D3/M1	12	6.5	7.5	-2	5 standard pitches that are overplayed.
Barnard Fields (Wymondham Rugby Club)	West	Junior Rugby Union	2	Available for community use and used	Standard	D2/M1	5	3.5	0	1.5	2 standard pitches with potential Spare capacity of 1.5 MES.
Barnard Fields (Wymondham Rugby Club)	West	Mini Rugby Union	7	Available for community use and used	Standard	D2/M1	17.5	3.5	0	14	7 standard pitches with potential spare capacity of 14 MES.

Site Name	Sub Analysis Area	Pitch Type	Number of pitches	Community use	Pitch quality rating	Drainage / Maintenance score	Carrying Capacity (MES)	Match Play (MES)	Training (MES)	Revised carrying capacity (MES)	Comments
Crusaders Rugby Football Club	West	Senior Rugby Union	3	Available for community use and used	Poor	D0/M0	1.5	8.5	5.5	-12.5	3 poor Pitches that are overplayed.
Diss Rugby Club	South	Senior Rugby Union	3	Available for community use and used	Standard	D3/M1	9	6	6.5	-3.5	3 standard pitches that are overplayed.
Diss Rugby Club	South	Mini Rugby Union	4	Available for community use and used	Standard	D3/M1	12	3	0	9	4 standard pitches with potential spare capacity of 1 MES.
Easton and Otley College	West	Senior Rugby Union	1	Available for community use but unused	Standard	D1/M1	2	1	0	1	1 standard pitch with potential spare capacity of 1 MES.
Framingham Earl High School Sports Centre	East	Senior Rugby Union	1	Available for community use but unused	Standard	D1/M1	2	1	0	1	1 standard pitch with potential spare capacity of 1 MES.

Site Name	Sub Analysis Area	Pitch Type	Number of pitches	Community use	Pitch quality rating	Drainage / Maintenance score	Carrying Capacity (MES)	Match Play (MES)	Training (MES)	Revised carrying capacity (MES)	Comments
Hilltops Sports Club	West	Senior Rugby Union	3	Available for community use and used	Standard	D1/M1	6	3.25	1	1.75	3 standard pitches with potential Spare capacity of 1.75 MES.
Langley School	East	Senior Rugby Union	3	Not available for community use	Good	D1/M2	9	3	0	6	3 good pitches with potential spare capacity of 6 MES.
Langley School	East	Mini Rugby Union	3	Not available for community use	Good	D1/M2	9	3	0	6	3 good pitches with potential spare capacity of 6 MES.
University of East Anglia Sports Ground	West	Senior Rugby Union	2	Available for community use but unused	Poor	D1/M0	3	2	0	1	2 standard pitches with potential spare capacity of 1 MES.

Site Name	Sub Analysis Area	Pitch Type	Number of pitches	Community use	Pitch quality rating	Drainage / Maintenance score	Carrying Capacity (MES)	Match Play (MES)	Training (MES)	Revised carrying capacity (MES)	Comments
Wymondham College	West	Junior Rugby Union	1	Not available for community use	Standard	D1/M1	2	1	0	1	1 standard pitch with potential spare capacity of 1 MES.
Wymondham College	West	Mini Rugby Union	2	Not available for community use	Standard	D1/M1	4	2	0	2	2 standard pitches with potential spare capacity of 1 MES.
Wymondham College	West	Senior Rugby Union	2	Not available for community use	Standard	D1/M1	4	2	0	2	2 standard pitches with potential spare capacity of 1 MES.
Wymondham High Academy	West	Senior Rugby Union	1	Not available for community use	Standard	D0/M1	1.5	1	0	0.5	1 standard pitch with potential spare capacity of 0.5 MES.

Actual spare capacity

4.51 There are 10 sites in South Norfolk that currently contain rugby pitches with potential spare capacity. This will be interrogated further to understand if this translates to actual spare capacity. In order to be deemed to be actual spare capacity, any sites that have unsecured use or don't allow for community use have been discounted. All educational sites are deemed to have unsecured provision unless known otherwise. For example, if there is a community use agreement already in place. Sites that also have potential spare capacity might not have actual capacity at peak times. This has also been discounted where applicable.

4.52 Table 4.15 provides an overview of actual spare capacity on rugby pitches in South Norfolk.

Table 4.15 Actual spare capacity on rugby pitches in South Norfolk

Site Name	Sub Analysis Area	Pitch Type	Number of pitches	Community use	Pitch quality rating	Carrying Capacity (MES)	Match Play (MES)	Training (MES)	Revised carrying capacity (MES)	Actual spare capacity	Comments
Barnard Fields (Wymondham Rugby Club)	West	Junior Rugby Union	2	Available for community use and used	Standard	5	3.5	0	1.5	No	No spare capacity at peak times.
Barnard Fields (Wymondham Rugby Club)	West	Mini Rugby Union	7	Available for community use and used	Standard	17.5	3.5	0	14	Yes	Spare capacity of 7 MES at peak times.
Diss Rugby Club	South	Mini Rugby Union	4	Available for community use and used	Standard	12	3	0	9	Yes	Spare capacity of 2 MES at peak times

Site Name	Sub Analysis Area	Pitch Type	Number of pitches	Community use	Pitch quality rating	Carrying Capacity (MES)	Match Play (MES)	Training (MES)	Revised carrying capacity (MES)	Actual spare capacity	Comments
Easton and Otley College	West	Senior Rugby Union	1	Available for community use but unused	Standard	2	1	0	1	No	Discounted due to unsecure tenure.
Framingham Earl High School Sports Centre	East	Senior Rugby Union	1	Available for community use but unused	Standard	2	1	0	1	No	Discounted due to unsecured tenure.
Hilltops Sports Club	West	Senior Rugby Union	3	Available for community use and used	Standard	6	3.25	1	1.75	Yes	Spare capacity of 1.75 MES.
Langley School	East	Senior Rugby Union	3	Not available for community use	Good	9	3	0	6	No	Discounted as not available for community use.
Langley School	East	Mini Rugby Union	3	Not available for community use	Good	9	3	0	6	No	Discounted as not available for community use.

Site Name	Sub Analysis Area	Pitch Type	Number of pitches	Community use	Pitch quality rating	Carrying Capacity (MES)	Match Play (MES)	Training (MES)	Revised carrying capacity (MES)	Actual spare capacity	Comments
University of East Anglia Sports Ground	West	Senior Rugby Union	2	Available for community use but unused	Poor	3	2	0	1	No	Discounted due to unsecured tenure.
Wymondham College	West	Junior Rugby Union	1	Not available for community use	Standard	2	1	0	1	No	Discounted as not available for community use.
Wymondham College	West	Mini Rugby Union	2	Not available for community use	Standard	4	2	0	2	No	Discounted as not available for community use.
Wymondham College	West	Senior Rugby Union	2	Not available for community use	Standard	4	2	0	2	No	Discounted as not available for community use.
Wymondham High Academy	West	Senior Rugby Union	1	Not available for community use	Standard	1.5	1	0	0.5	No	Discounted as not available for community use.

Overplay

4.53 Overplay occurs when a pitch facilitates more use than its recommended carrying capacity. This can be a result of the pitch having a low carrying capacity or teams simply playing more than the recommended number of fixtures the pitch can accommodate. Overplay can directly impact upon the quality of a pitch.

4.54 Table 4.16 shows sites containing rugby pitches in South Norfolk that are overplayed.

Table 4.16 Overplayed rugby pitches in South Norfolk

Site Name	Sub Analysis Area	Pitch Type	Number of pitches	Community use	Pitch quality rating	Drainage / Maintenance score	Carrying Capacity (MES)	Match Play (MES)	Training (MES)	Overplay (MES)
Archbishop Sancroft High School	South	Senior Rugby Union	1	Available for community use but unused	Poor	D0/M0	0.5	1	0	0.5
Barnard Fields (Wymondham Rugby Club)	West	Senior Rugby Union	5	Available for community use and used	Standard	D3/M1	12	6.5	7.5	2
Crusaders Rugby Football Club	West	Senior Rugby Union	3	Available for community use and used	Poor	D0/M0	1.5	8.5	5.5	12.5
Diss Rugby Club	South	Senior Rugby Union	3	Available for community use and used	Standard	D3/M1	9	6	6.5	3.5

4.55 There is overplay totalling 18.5 MES on rugby pitches in South Norfolk. 3 out of 4 rugby club sites have pitches that are overplayed. The greatest amount of overplay currently exists in the West sub analysis area, where there is overplay totalling 14.5 MES. All overplay currently exists on senior rugby pitches.

Key issues and findings

4.56 There are current shortfalls on senior rugby pitches in the South sub analysis area amounting to 4 MES and 13.25 in the West sub analysis area. Shortfalls in the West increase by 0.5 MES when future team demand is considered.

4.57 Table 4.17 provides an overview of the supply and demand balance of senior rugby pitches in South Norfolk, taking into account current and future demand. Future demand is based on TGRs for each sub analysis area.

Table 4.17 Supply and demand of senior rugby pitches in South Norfolk

Sub Analysis Area	Actual Spare Capacity (MES)	Overplay (MES)	Current Total (MES)	Future Demand (MES)	Future Total (MES)
South	0	4	-4	0	-4
East	0	0	0	0	0
West	1.75	14.5	-12.75	0.5	-13.25

4.58 Given the shortfalls that exist, especially in the West sub analysis area, priority should be given to improving the capacity on existing rugby pitch sites through better maintenance and drainage of pitches. Thought could also be given to the provision of World Rugby compliant 3G AGPs, which could provide additional capacity, especially for midweek training.

4.59 The RFU are also looking to support clubs with capacity issues by installing additional floodlighting at sites to help with midweek training. This will be referenced on relevant sites in the Action Plan.

Summary

Rugby

- There are currently 42 rugby pitches within South Norfolk across 11 sites. 25 of these are senior rugby pitches, 3 are junior rugby pitches and there are 14 mini rugby pitches;
- The majority of pitches are provided in the West sub analysis area, 27 in total. There are 8 in the South and 7 in the East;
- 30 out of the 42 rugby pitches in South Norfolk are available for community use;
- There are 6 rugby pitches assessed as good in South Norfolk, these are all located on educational sites. 30 pitches were assessed as standard and 6 as poor;
- All sites that are used by rugby clubs provide ancillary facilities that were assessed as good;
- Clubs in South Norfolk reported future growth of 3 youth girl's teams;
- There is actual spare capacity of 10.75 MES across all rugby pitches in South Norfolk. The majority of this is located in the West which has 8.75 MES of actual spare capacity;
- There is overplay totalling 18.5 MES on rugby pitches in South Norfolk. 3 out of 4 rugby club sites have pitches that are overplayed. The greatest amount of overplay currently existing in the West sub analysis area where there is overplay totalling 14.5 MES. All overplay currently exists on senior rugby pitches;
- There are current shortfalls on senior rugby pitches in the South sub analysis area amounting to 4 MES and 13.25 MES in the West sub analysis area. Shortfalls in the West sub analysis area increase by 0.5 MES when future team demand is considered.

3G AGPs

- 4.60 Competitive full contact (includes tackling, rucking, mauling and lineouts) rugby can be played on 3G AGPs providing they meet the World Rugby (WR) 'Performance Specification for Artificial Grass Pitches for Rugby', more commonly known as 'Regulation 22'. This provides the necessary technical detail to produce pitch systems that are appropriate for rugby. The artificial surface standards identified in Regulation 22 allows matches to be played on surfaces that meet the standard. All full size World Rugby compliant 3G pitches need to be tested to feature on the RFU register. Pitches remain on the register for 2 years, after this point they need to be retested to continue to appear on the register. To meet this, standard pitches must include a shock pad as shown below in the first bullet.
- 4.61 3G AGPs fall under 3 different categories:
- Long Pile 3G (60mm with a shock pad for rugby);
 - Medium Pile 3G (55mm – 60mm);
 - Short Pile 3G (40mm).

Supply

- 4.62 There aren't currently any 3G AGPs in South Norfolk that meet the requirements for regulation 22.

Future Supply

- 4.63 The University of East Anglia are currently developing plans to provide a full size rugby compliant 3G AGP at their sports ground site. At present it is unclear how much availability there will be for grassroots rugby clubs, but this could help alleviate some of the over play that exists on club sites due to training demand.

5. Hockey

Introduction

- 5.1 England Hockey are the governing body for hockey. They work to develop all facets of the game within South Norfolk in conjunction with Norfolk Hockey. This includes delivering the England Hockey Strategy, entitled 'A Nation Where Hockey Matters'. It should be noted that England Hockey are currently developing a new strategy and therefore the previous one isn't available on their website.
- 5.2 The strategy sets out 5 key aims:
1. Grow participation:
 - Grow the number of adults playing regularly in our club network;
 - Grow the number of young people playing hockey in schools and clubs;
 - Grow the numbers of adults and young people playing informal hockey.
 2. Deliver international success:
 - Review and refine our world-class senior environment to continue to challenge for medals at world level;
 - Ensure the single system continues to be an effective developmental pathway.
 3. Increase visibility:
 - Deliver an annual programme of events to provide opportunities to watch high quality hockey;
 - Stage more international hockey matches and tournaments;
 - Secure more TV coverage for our sport;
 - Increase our brand equity and change the mainstream perceived view of our sport.
 4. Enhance our infrastructure:
 - Develop and implement strategies for clubs, facilities, volunteers and umpires;
 - Develop and implement a strategy for coaching.

5. Be a strong and respected governing body:
- Grow sponsorship and non-grant income;
 - Listen our members and customers to deliver improved experiences;
 - Become recognised as a leading governing body both nationally and internationally.

Consultation

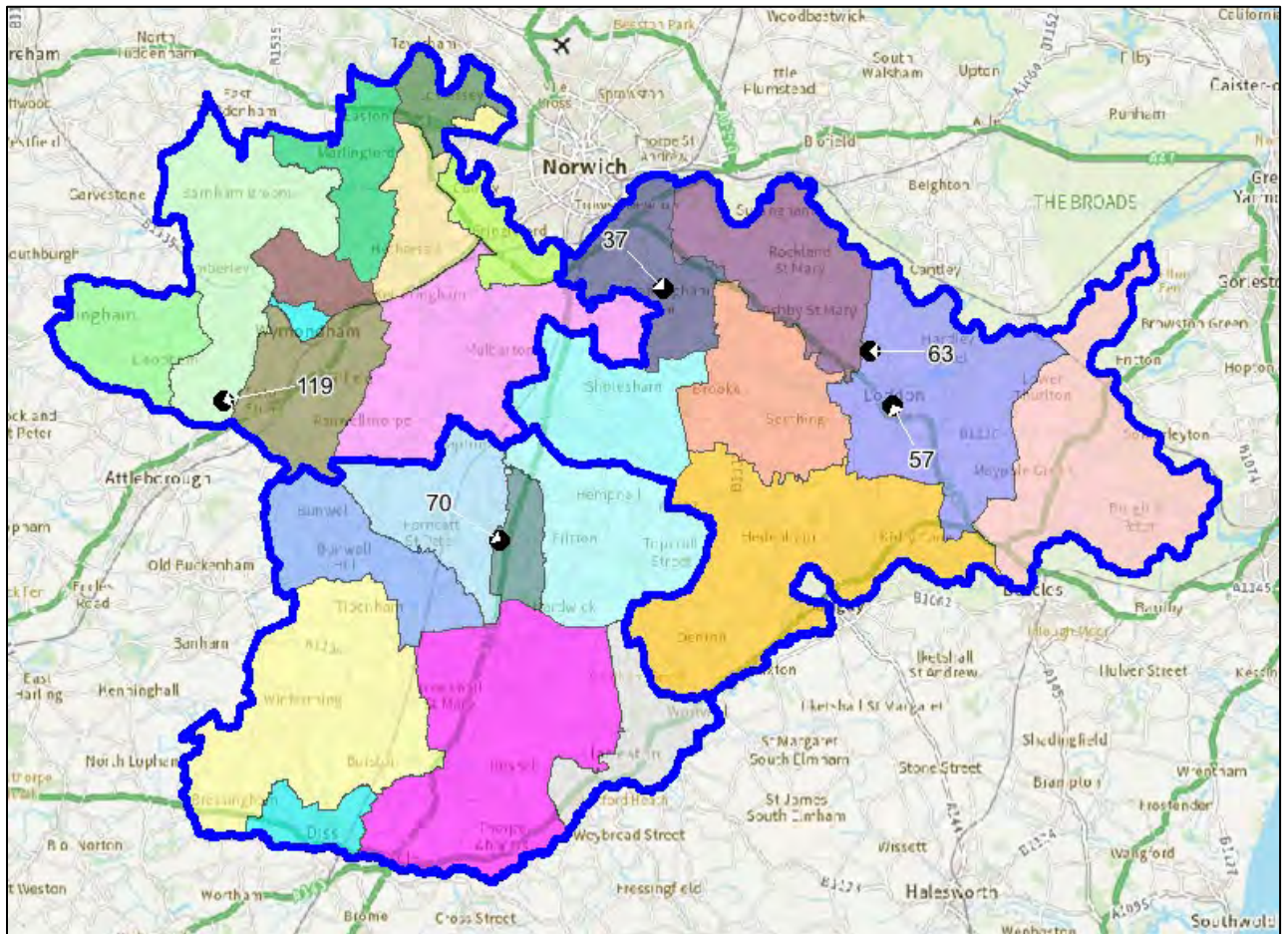
- 5.3 There are currently 3 hockey clubs in South Norfolk who field 5 teams between them. All 3 clubs responded to the consultation which represents a 100% response rate.

Supply

- 5.4 Hockey is solely played on AGPs for both training and match play. There are different specifications of AGP that can facilitate different levels of play.
- 5.5 England Hockey Policy Guidance on AGPs (Artificial Grass Pitch Surface Policy 2016) identifies 4 categories:
- Category 1 - Water Based (suitable for international hockey fixtures and training as well as Domestic National Premier competition);
 - Category 2- Sand Dressed (acceptable for Domestic National Premier competition and all other formats of the game);
 - Category 3 - Sand Filled (suitable for adult and junior club training at league fixtures. Also suitable for school fixtures);
 - Category 4 – Long Pile 3G (only acceptable for introductory level hockey. Often used for football).
- 5.6 There are currently 5 AGPs in South Norfolk across 5 sites, 3 of these sites have a pitch that meets the category 2 criteria set out above, these pitches are locate at Langley School, Hobart High School and Wymondham College. The pitch at Wymondham College isn't available for community use though.
- 5.7 The other 2 AGPs are smaller sized and both available for community use.

5.8 Figure 5.1 shows where AGPs are located in South Norfolk. The numbers in the figure relate to the PPS site ID in tables 5.1 and 5.2.

Figure 5.1 Map of hockey AGPs in South Norfolk



5.9 The majority of hockey AGPs are located in the East sub analysis area (60%). Both full size pitches that are available for community use are also located within the East. There are currently no hockey AGPs available for community use in the West or South.

5.10 Table 5.1 provides an overview of full size hockey AGPs in South Norfolk.

Table 5.1 full size hockey AGPs in South Norfolk

Site name	Sub analysis area	PPS Site ID	Flood lit	AGP length (m)	AGP width (m)	Surface	Community use category
Hobart High School	East	57	Yes	97.5	60	Sand Dressed	Available for community use and used
Langley School	East	63	Yes	97	60	Sand Dressed	Available for community use and used
Wymondham College	West	119	Yes	97	60	Sand Filled	Not available for community use

5.11 There are also 2 smaller sized AGPs in South Norfolk, an overview has been provided below in Table 5.2.

Table 5.2 Smaller sized AGPs in South Norfolk

Site name	Sub analysis area	PPS site ID	Flood lit	AGP length (m)	AGP width (m)	Surface	Community use category
Framingham Earl High School Sports Centre	East	37	Yes	47	31	Sand Dressed	Available for community use and used
Manor Road Playing Field	South	70	Yes	58	36	Sand Filled	Available for community use and used

Disused and lapsed AGPs

5.12 A disused site is a site that previously had pitches laid out, but no longer does. Once a site has been disused for 5 years or more it becomes known as lapsed. This means it now falls outside of Sport England's statutory remit, but is still assessed using the criteria within Paragraph 99 of the National Planning Policy Framework.

- 5.13 There is one lapsed site in South Norfolk that previously provided a smaller-sized AGP, this is at Trowse Sports Hall. It is understood that the site closed in 2016.

Security of tenure and management

- 5.14 Tenure at a site is deemed to be secured if the club has confirmed use of the site for the next 3 years. Where football pitches are located on Local Authority, Parish or Town Council sites, tenure is generally deemed to be secured.
- 5.15 Tenure is generally deemed to be unsecured at educational sites, unless known otherwise. Whilst educational sites may provide community use of their facilities, this could be stopped at short notice.
- 5.16 All existing hockey club provision in South Norfolk takes place at Langley School. None of the 3 clubs who use the site have any security of tenure and access the facilities on an annual hire agreement basis. Security of community use at this site is deemed unsecured.
- 5.17 Although there is no club use at Hobart High School, the same principle would apply for any use of those facilities. The only other full sized AGP in South Norfolk isn't available for community use.

Quality

- 5.18 All sites containing AGPs suitable for hockey were visited and assessed using the non-technical assessment criteria provided by England Hockey. This was overlaid with information gathered during the consultation phase.
- 5.19 AGPs are rated as follows:
- Good (80% or above);
 - Standard (51%-79%);
 - Poor (50%)

5.20 Table 5.3 provides an overview of how hockey AGPs scored when they were assessed. Where known, it also states when a surface was laid or refurbished. The quality of a hockey AGP is impacted by the age of the surface, how well used it is and how robust the maintenance programme is.

Table 5.3 Quality of hockey AGPs in South Norfolk

Site name	Sub analysis area	PPS site ID	Number of pitches	Year built / refurbished	Community use category	Rating
Framingham Earl High School Sports Centre	East	37	1	2012	Available for community use and used	Standard
Hobart High School	East	57	1	2008	Available for community use and used	Standard
Langley School	East	63	1	Unknown	Available for community use and used	Standard
Manor Road Playing Field	South	70	1	Unknown	Available for community use and used	Poor
Wymondham College	South	119	1	Unknown	Not available for community use	Good

5.21 All current club hockey demand takes place at Langley School, where the pitch was assessed as standard. Through the consultation, all 3 clubs highlighted some issues with the quality of the surface at the site. Some evidence of moss was highlighted along, with some minor damage to the surface.

5.22 The only hockey AGP that was assessed as good is located at Wymondham College, where there is no community use.

Floodlighting

5.23 Floodlighting allows for AGPs to be used for training throughout the winter months. All AGPs for hockey in South Norfolk are currently floodlit. Floodlit pitches are shown in tables 5.1 and 5.2.

Ancillary provision

5.24 Ancillary provision at hockey club sites was also assessed as part of the site visits. The assessment looks at changing rooms for players and officials (including showers and toilets), provision of player and spectator toilets, catering provision and whether or not facilities are compliant with the Disability Discrimination Act (DDA). Car parking provision is also considered. Facilities have been graded as follows:

- Good;
- Standard;
- Poor.

5.25 All hockey club provision is located at Langley School where the ancillary provision was rated as good. Through the consultation no improvement plans to the ancillary provision were identified at the site. However, all 3 clubs highlighted that the ancillary provision isn't close enough to the pitch. It was also highlighted that there was no provision to provide food or drinks after matches, although the overall quality of the provision was deemed good. An overview of the ancillary provision at Langley School has been provided in Table 5.4.

Table 5.4 Ancillary provision at hockey club sites

Site name	Sub analysis area	PPS Site ID	Number of pitches	Community use category	Description	Rating
Langley School	East	63	1	Available for community use and used	Changing rooms with showers and toilets. Part of the school building	Good

Demand

- 5.26 There are currently 3 hockey clubs based in South Norfolk who between them field 5 teams. All teams are based at Langley School. An overview of their team numbers at the various age groups has been provided in table 5.5 below. This also shows if their team numbers have increased, decreased or stayed the same in the last 3 years.

Table 5.5 Hockey teams in South Norfolk

Club name	Senior Men's teams	Senior Women's teams	Junior / Mini Boy's teams	Junior / Mini Girl's teams	Team Trends (Last 3 years)
Carrow Hockey Club	0	2	0	0	Stayed the same.
Loddon Ladies Hockey Club	0	2	0	0	Stayed the same.
Beccles Ladies Hockey Club	0	1	0	0	Stayed the same.
Total	0	5	0	0	No data.

- 5.27 All existing hockey demand currently takes place in the East sub analysis area. Demand currently only exists for senior female teams in South Norfolk.
- 5.28 Whilst all clubs reported that their team numbers had remained the same over the last 3 years, Loddon Ladies Hockey Club did report that they had seen a reduction in members since the pandemic.

Imported demand

- 5.29 Imported demand is demand that comes from outside of the study area to access provision because there is a lack of provision or barriers to accessing provision where they are located.
- 5.30 There is one team of imported demand in South Norfolk at present, which comes from Beccles Ladies Hockey Club. They reported that they use the pitch at Langley School for matches as there isn't a suitable facility in Beccles. They do, however, access a smaller sized AGP in Beccles for training purposes.

Exported demand

- 5.31 Exported demand is demand that can't be catered for within the study area and therefore takes place outside of this.
- 5.32 There is no exported demand from hockey clubs in South Norfolk to other Local Authority areas.

Unmet demand

- 5.33 Unmet demand refers to demand that exists but can't be catered for due to a lack of available provision.
- 5.34 No clubs in South Norfolk reported any unmet demand through the consultation.

Future Demand

- 5.35 Future demand can be developed in 2 ways, clubs may actively try to increase their team numbers in order to grow their club. This may be supported by the relevant NGB through funded programmes, or support to help deliver objectives within their strategy.
- 5.36 No hockey clubs in South Norfolk reported plans to grow their existing team numbers during the consultation.
- 5.37 England Hockey currently run a number of programmes to help clubs engage with the local community and grow their membership.

Hockey Heroes

- 5.38 Hockey Heroes is a fun and welcoming programme aimed at children aged 5-8. It offers an 8-week course for beginners, which is designed to help them develop the basic skills required for hockey, such as dribbling, passing and shooting.
- 5.39 There are currently no Hockey Heroes programmes being delivered in South Norfolk.

Walking Hockey

- 5.40 Walking Hockey is designed for people who still wish to take part in the game, but want to play at a far less demanding pace. Walking Hockey sessions are often delivered by local clubs.
- 5.41 There are currently no Walking Hockey sessions running in South Norfolk.

Back to Hockey

- 5.42 Back to Hockey is aimed at people of any age or ability who want to play hockey in a fun environment. Sessions are aimed at developing skills and providing opportunities to take part in small-sided games. There is also an emphasis on socialising and meeting new people.
- 5.43 There aren't currently any Back to Hockey sessions running in South Norfolk.

Team Generation Rates (TGRs)

- 5.44 Another way that future demand can be calculated is by looking at population forecasts and how these impact upon Team Generation Rates (TGRs).
- 5.45 Future population forecasts have been developed by calculating future growth from ONS data and known housing growth identified within the Greater Norwich Local Plan. Potential changes in team numbers have been rounded down to the nearest whole number.
- 5.46 As all existing hockey demand takes place in the East sub analysis area, TGRs have been calculated for South Norfolk as a whole and have not been broken down into the 3 sub analysis areas.
- 5.47 Table 5.6 provides an overview of TGRs for hockey teams in South Norfolk.

Table 5.6 TGRs for hockey teams in South Norfolk

Sport and Age Groups	Number of teams in age group within the area	Current population in age group within the area	Future population in age group within the area	Current TGR	Population change in age group	Potential increase in team numbers in age group
Hockey Senior Men (16-55yrs)	0	33,140	40,392	0	7,252	0
Hockey Senior Women (16-55yrs)	5	34,492	42,041	6,898	7,549	1
Hockey Junior Boy's (11-15yrs)	0	4,843	5,359	0	516	0
Hockey Junior Girl's (11-15yrs)	0	4,654	5,149	0	495	0

- 5.48 Table 5.6 above shows that there will be up to 1 additional female hockey team created in South Norfolk up to 2038 (based on TGRs.)
- 5.49 It is worth noting that these figures don't take in-to account any specific work that might be carried out by clubs or the NGB in the future to increase participation in the sport.
- 5.50 TGRs for junior teams in hockey specifically relates to teams within a club playing fixtures. This doesn't account for any recreational activity a club may deliver aimed at junior players that may also have an impact upon capacity of hockey AGPs.

Understanding the situation at individual sites

- 5.51 PPS guidance states that full size AGPs for hockey can accommodate 4 match equivalent sessions (MES) on a Saturday or Sunday. Therefore, a full size AGP can accommodate up to 8 senior teams playing on a home and away basis on Saturday or Sunday. Based on this, each team requires 0.5 MES on a home AGP.

Peak Demand

- 5.52 Peak demand for senior hockey in South Norfolk is Saturday with junior fixtures taking place on Sunday. Training takes place midweek.

Peak periods for access to AGPs is considered to be Monday to Thursday 17:00 – 21:00 and weekends 09:00 – 17:00, which totals 34 hours per week.

5.53 Table 5.7 shows the availability of full size AGPs suitable for hockey in South Norfolk. This includes whether or not they have any spare capacity during peak periods.

Table 5.7 Availability of full-size hockey AGPs

Site Name	Sub Analysis Area	PPS Site ID	AGP - Hours available to the community	Number of pitches	Rating	Club use	Mid-week availability	Weekend Capacity (MES)	Weekend Use (MES)	Weekend Balance (MES)
Hobart High School	East	57	Tuesday-Thursday 18:00 - 21:00. Saturday 08:30 - 12:30 Total - 13 Hours	1	Standard	None	8 hours at peak times	8	0	8
Langley School	East	63	Monday-Friday 17:00 - 22:00 Weekend 09:00 - 18:00 Total – 43 hours	1	Standard	Carrow HC Loddon Ladies HC Beccles Ladies HC	Unknown	8	2.5	5.5
Wymondham College	West	119	Not available for community use	1	Good	Not available for community use	Not available for community use	Not available for community use	Not available for community use	Not available for community use

Actual spare capacity

- 5.54 There is spare capacity amounting to 13.5 MES at weekends on full size AGPs suitable for hockey in South Norfolk. There is also mid-week capacity for training at Hobart High School.

Overplay

- 5.55 No full size AGPs for hockey are overplayed at present in South Norfolk.

Key issues and findings

- 5.56 There are currently 2 full size AGPs suitable for hockey in South Norfolk that are available for community use, both of which are located in the East sub analysis area. At present both have capacity at weekends for match play.
- 5.57 Should future demand be realised, then an additional senior women's team will be created in South Norfolk that will generate 0.5 MES of demand. Given the level of spare capacity that exist on weekends, there should be no issues accommodating this demand.
- 5.58 All existing club provision takes place on an educational site where security of community use is deemed unsecured. The only other site with a full size hockey AGP currently available for community use is also an educational site. Should these sites decide to stop offering community use in the future there would then be no way of accommodating demand from hockey clubs in South Norfolk.
- 5.59 It is worth noting that both full size AGPs for hockey are approaching the end of their shelf life and will require resurfacing soon. The consultation identified some minor issues with the surface of the AGP at Langley School. The focus should be on appropriate maintenance of these pitches and ensuring they are resurfaced when required.

Summary

Hockey

- There are currently 3 sites in South Norfolk that provide full size Artificial Grass Pitches (AGPs) suitable for hockey, 2 of these are available for community use; There are also 2 sites in South Norfolk that provide smaller sized AGPs suitable for hockey. Both of these pitches are available for community use;
- There are 3 hockey clubs in South Norfolk who between them field 5 teams. All 5 of these teams are senior women's teams;
- There is 1 team of imported demand in South Norfolk, this is imported from Beccles Ladies Hockey Club and is imported from East Suffolk;
- All hockey club demand is located at Langley School where security of community use is deemed to be unsecured;
- Both full size AGPs in South Norfolk that are available for community use were assessed as standard. All hockey clubs who use Langley School did raise minor issues with the quality of the surface;
- Ancillary provision at Langley School was assessed as being good, although all hockey clubs that use the site raised issues with the proximity of the facilities to the AGP;
- Team Generation Rates (TGRs) suggest that up to 1 additional senior women's team will be created in South Norfolk up to 2038;
- There is spare capacity amounting to 13.5 MES at weekends on full size AGPs suitable for hockey in South Norfolk. There is also mid-week capacity for training at Hobart High School.

6. Cricket

Introduction

- 6.1 Norfolk Cricket Board (NCB) are the governing body for cricket within South Norfolk. They work to sustain and increase cricket across all pillars of the game locally. This includes overseeing delivery of a number of leagues locally that cater for adult and junior players.
- 6.2 NCB also work closely with the England and Wales Cricket Board (ECB) to deliver their Inspiring Generations Strategy across South Norfolk. ([Click here for ECB Inspiring Generations 2020 - 2024](#))
- 6.3 The strategy sets out six important priorities and activities:
1. Grow and nurture the core:
 - Sustain and grow the role of a thriving county and club cricket network.
 2. Inspire through elite teams:
 - Maximise the impact of winning elite teams across the whole game.
 3. Make cricket accessible:
 - Broaden the demographic of cricket's player and follower base Grow cricket's digital presence to engage with more players and fans.
 4. Engage children and young people:
 - Encourage more young people to engage with cricket on a regular basis.
 5. Transform women's and girl's cricket:
 - Increase the representation of women at every level of cricket.
 6. Support our communities:
 - Develop cricket's role as a vehicle for delivering positive social impact.

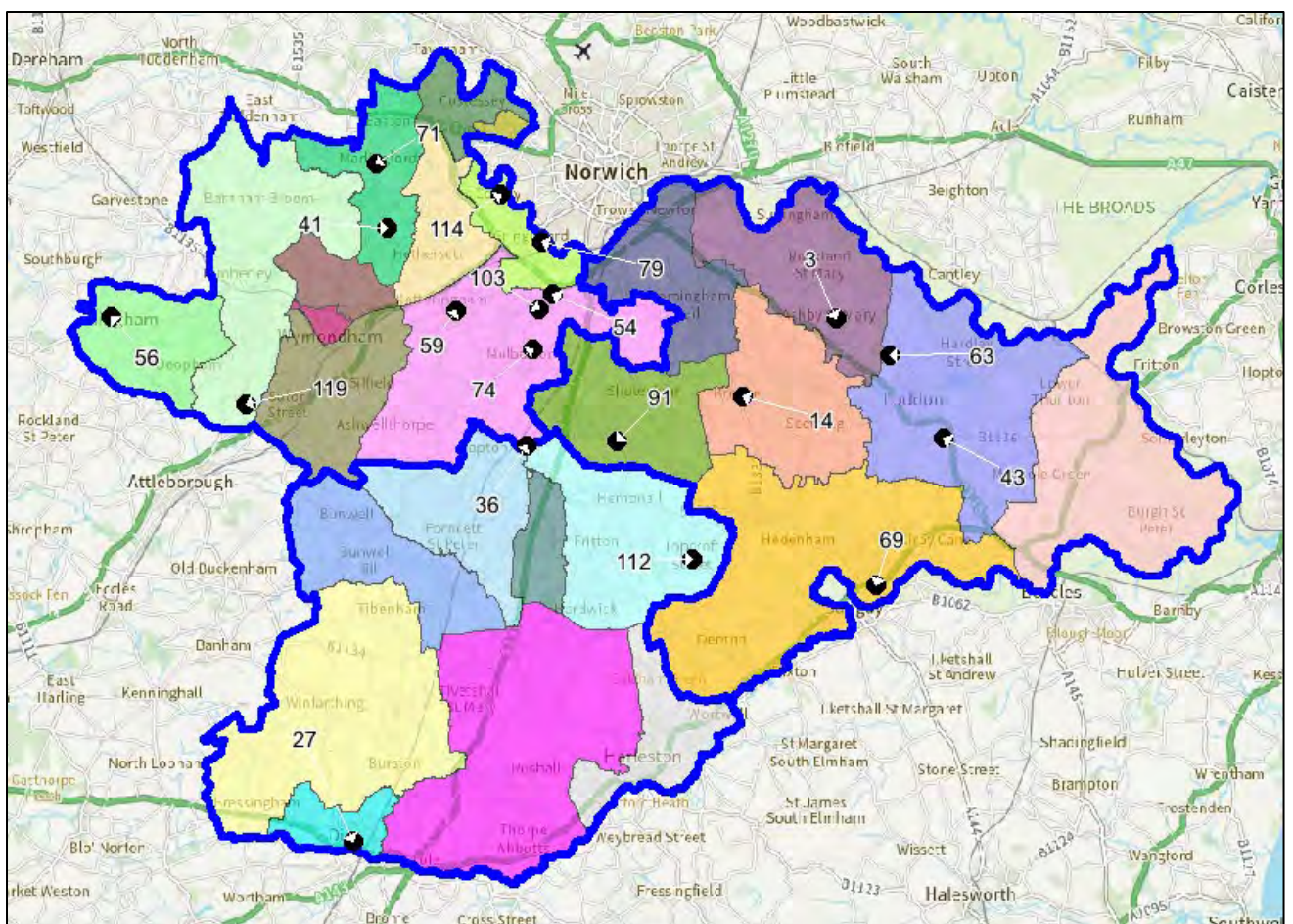
Consultation

- 6.4 There are currently 16 cricket clubs that operate within South Norfolk with a total of 120 teams combined. 13 out of 16 clubs within South Norfolk took part in the consultation which represents a 93% team response rate.

Supply

- 6.5 There are currently 29 grass cricket pitches in South Norfolk across 19 sites, 17 sites are available for community use with 2 unavailable. All the pitches that are currently unavailable for community use are located on educational sites, at Langley School (1 pitch) and Wymondham College (3 pitches).
- 6.6 Figure 6.1 provides a spatial overview of grass cricket pitches in South Norfolk. The numbers in the figure relate to the PPS site ID in table 6.1.

Figure 6.1 Map of Grass cricket pitches in South Norfolk



- 6.7 Figure 6.1 shows that there are more cricket pitches provided in the West sub analysis area (19), than there are in the East (7) and South (3). The 2 sites that don't provide community access for cricket pitches are in the East (Langley School, 1 pitch) and the West (Wymondham College, 3 pitches).

6.8 Table 6.1 provides an overview of grass cricket pitch provision in South Norfolk.

Table 6.1 Grass cricket pitches in South Norfolk

Site Name	Sub analysis area	PPS site ID	Number of wickets	Community use category
Ashby Hall	East	3	6	Available for community use and used
Brooke & District Cricket Club	East	14	6	Available for community use and used
Diss Cricket Club	South	27	10	Available for community use and used
Flordon (Hethersett & Tas Valley Cricket Club)	West	36	12	Available for community use and used
Flordon (Hethersett & Tas Valley Cricket Club)	West	36	6	Available for community use and used
Great Melton Cricket Club	West	41	9	Available for community use and used
Great Melton Cricket Club	West	41	3	Available for community use and used
Hales & Loddon Cricket Club	East	43	3	Available for community use and used
Hilltops Sports Club	West	54	15	Available for community use and used
Hingham Sports and Social Club	West	56	3	Available for community use and used
Ketteringham Hall Cricket Club	West	59	10	Available for community use and used
Langley School	East	63	5	Not available for community use
Maltings Meadow	East	69	8	Available for community use and used

Site Name	Sub analysis area	PPS site ID	Number of wickets	Community use category
Marlingford Cricket Club	West	71	3	Available for community use and used
Mulbarton Cricket Club (Orchard Park)	West	74	5	Available for community use and used
Oakland Recreation Ground	West	79	5	Available for community use and used
Saxlingham Playing Field	East	91	6	Available for community use and used
Swardeston Cricket Club	West	103	5	Available for community use and used
Topcroft Sports Field	South	112	4	Available for community use and used
University of East Anglia Sports Ground	West	114	10	Available for community use and used
University of East Anglia Sports Ground	West	114	10	Available for community use and used
Wymondham College	West	119	8	Not available for community use
Wymondham College	West	119	7	Not available for community use
Wymondham College	West	119	5	Not available for community use

6.9 There are currently a total of 158 wickets in South Norfolk across 19 sites. 133 of these are currently available for community use.

Disused and lapsed pitches

6.10 A disused site is a site that previously had pitches laid out but no longer does. Once a site has been disused for 5 years or more it becomes known as lapsed. This means it now falls outside of Sport England's statutory remit but is still assessed using the criteria within Paragraph 99 of the National Planning Policy Framework.

6.11 There are no disused or lapsed cricket sites in South Norfolk, there are however, 4 sites that contain lapsed grass cricket wickets. All 4 are located on educational sites:

- Archbishop Sancroft High School (1 wicket);
- Diss High School (1 wicket);
- Hethersett Academy (1 NTP);
- Loddon Junior School (1 wicket).

6.12 Based on Google Earth imagery and consultation with the school, it appears that it has been at least ten years since a grass cricket wicket was provided at Archbishop Sancroft High School. A wicket was last provided at Diss High School and Loddon Junior School in 2017.

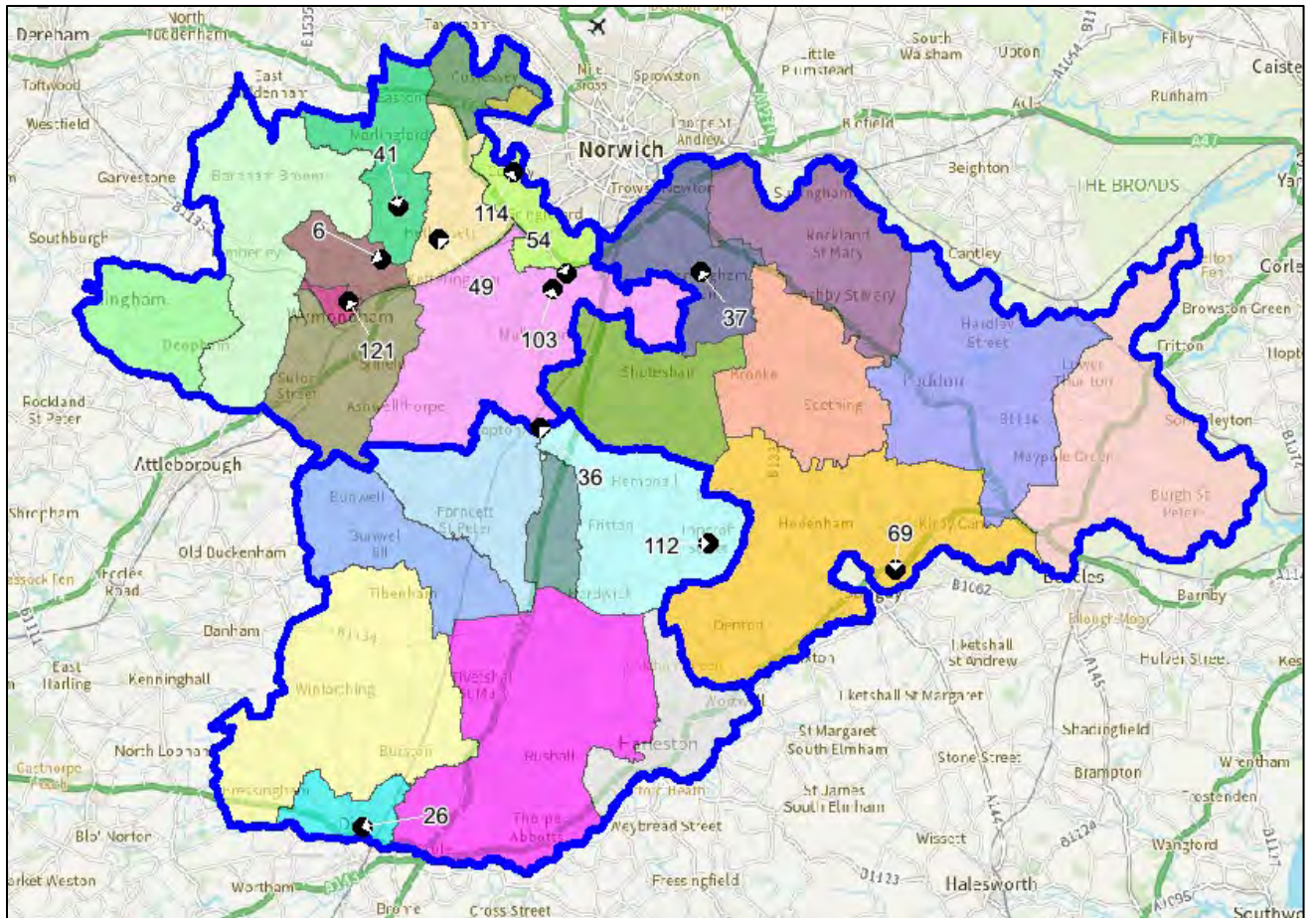
Non-Turf Pitches (NTPs)

6.13 NTPs that meet the ECB's TS6 Performance Standards can be used for match play. They are also often used for training in conjunction with mobile nets. The ECB recommends that a good quality NTP can facilitate 60 matches a season.

6.14 There are currently 9 NTPs in South Norfolk. 5 are located on educational sites, 3 on club sites and one on a parish council site.

6.15 Figure 6.2 shows where cricket NTPs are in South Norfolk. The numbers in the figure relate to the PPS site ID in table 6.2.

Figure 6.2 Cricket NTP sites in South Norfolk



6.16 The majority of NTPs are currently provided in the West sub analysis area (10). Whilst there are 2 each in the East and the South.

6.17 Table 6.2 provides an overview of cricket NTP provision in South Norfolk.

Table 6.2 Cricket NTP sites in South Norfolk

Site name	Sub analysis area	PPS Site ID	Number of wickets	Community use category
Barnard Fields (Wymondham Rugby Club)	West	6	2	Available for community use and used
Diss Church of England Junior School	South	26	1	Not available for community use
Framingham Earl High School Sports Centre	East	37	1	Not available for community use
Flordon (Hethersett & Tas Valley Cricket Club)	West	36	1	Available for community use and used
Great Melton Cricket Club	West	41	1	Available for community use and used
Hethersett Memorial Playing Field	West	49	1	Available for community use and used
Hilltop Sports Club	West	54	1	Available for community use and used
Maltings Meadow	East	69	1	Available for community use and used
Swardeston Cricket Club	West	103	1	Available for community use and used
Topcroft Sports Field	South	112	1	Available for community use and used
University of East Anglia Sports Ground	West	114	2	Available for community use and used
Wymondham High Academy	West	121	1	Not available for community use

6.18 There are 3 NTPs that are currently unavailable for community use, all of which are located on educational sites.

Security of tenure

- 6.19 Tenure at a site is deemed to be secured if the club has confirmed use of the site for the next 3 years. Where cricket pitches are located on Parish or Town Council sites, tenure is generally deemed to be secured.
- 6.20 Table 6.3 shows whether tenure is deemed secured or unsecured on cricket club sites and what, if any agreement is in place.

Table 6.3 Security of tenure at cricket club sites

Site name	Sub analysis area	PPS site ID	Club	Management type	Security of community use	Agreement
Ashby Hall	East	3	Brooke & District Cricket Club	Local Authority (in house)	Secured	Pay as you play.
Brooke & District Cricket Club	East	14	Brooke & District Cricket Club	Sport Club	Secured	23 years left on a 25 year lease from the MacIntosh Trust.
Diss Cricket Club	South	27	Diss Cricket Club	Sport Club	Secured	90 year lease from Diss Town Council.
Flordon (Hethersett & Tas Valley Cricket Club)	West	36	Hethersett & Tas Valley Cricket Club	Sport Club	Unsecured	Owned by Tas Valley Lakes. No agreement in place.
Great Melton Cricket Club	West	41	Great Melton Cricket Club	Sport Club	Secured	10 years left on a 15 year lease from a private landlord.
Hales & Loddon Cricket Club	East	43	Hales and Loddon Cricket Club	Sport Club	Secured	15 years left on 25 year lease from Major Crisp.

Site name	Sub analysis area	PPS site ID	Club	Management type	Security of community use	Agreement
Hingham Sports And Social Club	West	56	Hingham Cricket Club	Community Organisation	Unsecured	Unknown.
Hilltops Sports Club	West	54	Swardeston Cricket Club	Community Organisation	Unsecured	No agreement in place.
Ketteringham Hall Cricket Club	West	59	Ketteringham Hall Cricket Club	Sport Club	Secured	5 years left on lease from Ketteringham Hall Ltd.
Maltings Meadow	East	69	Bungay Cricket Club	Community Organisation	Unsecured	Rolling annual agreement with Bungay Sports Association.
Marlingford Cricket Club	West	71	Marlingford Cricket Club	Sport Club	Unsecured	Unknown.
Mulbarton Cricket Club (Orchard Park)	West	74	Mulbarton Cricket Club	Local Authority (in house)	Secured	Unknown.
Saxlingham Playing Field	East	91	Saxlingham Cricket Club	Local Authority (in house)	Secured	Unknown.
Swardeston Cricket Club	West	103	Swardeston Cricket Club	Sport Club	Unsecured	No agreement in place.
Topcroft Sports Field	South	112	Topcroft Cricket Club	Community Organisation	Unsecured	Rolling annual agreement with Topcroft Village Committee.

Site name	Sub analysis area	PPS site ID	Club	Management type	Security of community use	Agreement
University of East Anglia Sports Ground	West	114	Great Melton Cricket Club Rackheath Cricket Club Association of Malayalees Cricket Club	School / College / University (in house)	Unsecured	No agreement in place.

- 6.21 Where clubs didn't respond to the consultation it has been assumed that security of community use at these sites is unsecured unless they use a Town or Parish Council site.
- 6.22 Security of tenure is deemed to be an issue at 8 sites in South Norfolk. Both Bungay Cricket Club and Topcroft Cricket Club have annual rolling agreements at their sites. Swardeston Cricket Club have no agreements in place for either sites they use and none of the 3 clubs who use the University of East Anglia have any security.
- 6.23 The 8 sites where tenure is secured either have a range of lease agreements in place or are owned by town or parish councils.
- 6.24 During the consultation Swardeston Cricket Club reported that they are currently speaking with Swardeston Village Hall Trust about a lease for the building on site. Once agreed it is understood this will run for 15 years.
- 6.25 Hetherset and Tas Valley Cricket Club also reported that they had approached the landowner of their site about a longer-term lease, but the landowner wasn't willing to consider this.

Quality

6.26 All sites in South Norfolk containing grass cricket wickets and NTPs were visited and assessed using the non-technical assessment criteria provided by the ECB. This information has been overlaid with information gathered through the consultation process and provides each wicket with a quality rating.

6.27 Wickets are rated as follows:

- Good (81% or above);
- Standard (51%-80%);
- Poor (50% or below).

6.28 Table 6.4 provides an overview of the quality rating each site was given after the assessments.

Table 6.4 Cricket pitch quality

Site name	Sub analysis area	PPS site ID	Type of Wicket (Grass or Non-Turf)?	Number of squares	Quality rating
Ashby Hall	East	3	Cricket	1	Standard
Barnard Fields (Wymondham Rugby Club)	West	6	Cricket NTP	2	Good
Brooke & District Cricket Club	East	14	Cricket	1	Standard
Diss Church of England Junior School	South	26	Cricket NTP	1	Poor
Diss Cricket Club	South	27	Cricket	1	Good
Flordon (Hethersett & Tas Valley Cricket Club)	West	36	Cricket	2	Good
Flordon (Hethersett & Tas Valley Cricket Club)	West	36	Cricket NTP	1	Good
Framingham Earl High School Sports Centre	East	37	Cricket NTP	1	Standard

Site name	Sub analysis area	PPS site ID	Type of Wicket (Grass or Non-Turf)?	Number of squares	Quality rating
Great Melton Cricket Club	West	41	Cricket	1	Good
Great Melton Cricket Club	West	41	Cricket	1	Standard
Great Melton Cricket Club	West	41	Cricket NTP	1	Standard
Hales & Loddon Cricket Club	East	43	Cricket	1	Standard
Hethersett Memorial Playing Field	West	49	Cricket NTP	1	Standard
Hilltops Sports Club	West	54	Cricket	1	Good
Hilltops Sports Club	West	54	Cricket NTP	1	Poor
Hingham Sports and Social Club	West	56	Cricket	1	Standard
Ketteringham Hall Cricket Club	West	59	Cricket	1	Good
Langley School	East	63	Cricket	1	Good
Maltings Meadow	East	69	Cricket	1	Standard
Maltings Meadow	East	69	Cricket NTP	1	Standard
Marlingford Cricket Club	West	71	Cricket	1	Standard
Mulbarton Cricket Club (Orchard Park)	West	74	Cricket	1	Standard
Saxlingham Playing Field	East	91	Cricket	1	Standard

Site name	Sub analysis area	PPS site ID	Type of Wicket (Grass or Non-Turf)?	Number of squares	Quality rating
Swardeston Cricket Club	West	103	Cricket	1	Good
Swardeston Cricket Club	West	103	Cricket NTP	1	Poor
Topcroft Sports Field	South	112	Cricket	1	Standard
Topcroft Sports Field	South	112	Cricket NTP	1	Standard
University of East Anglia Sports Ground	West	114	Cricket	2	Good
University of East Anglia Sports Ground	West	114	Cricket NTP	2	Good
Wymondham College	West	119	Cricket	3	Standard
Wymondham High Academy	West	121	Cricket NTP	1	Good

6.29 Bungay Cricket Club reported that the quality of their pitch had deteriorated slightly in the last 12 months due to a lack of available volunteers to help maintain the pitch.

6.30 Table 6.5 shows the number of cricket pitches assessed as either good, standard or poor in the each of the sub analysis areas.

Table 6.5 Cricket pitch quality by sub area

Sub analysis area	Good	Standard	Poor
East	1	7	0
West	14	9	2
South	1	2	1
Total	17	18	2

- 6.31 All 3 poor pitches that were assessed were NTPs, 1 is located on an educational site the others are at Hilltops Sports Club and Swardeston Cricket Club. The club reported that they were having works carried out to help even the surface of the NTP.
- 6.32 The Ground Management Association runs a Pitch Advisory Service in conjunction with the ECB. This enables clubs to have their pitches assessed and receive guidance on how to better maintain them. Hales and Loddon Cricket Club have accessed this service which identified issues with the loam at their site. Bungay Cricket Club have also accessed this service.

Ancillary provision

- 6.33 Ancillary provision at sites that provide community access to cricket wickets was also assessed. Ancillary provision on cricket sites relates to umpires' provision, toilets, hot and cold water, heating and the condition of the building. 12 sites were recorded as providing good quality ancillary provision, 9 as standard and 2 as poor.
- 6.34 Table 6.6 provides an overview of ancillary provision at cricket sites that provide community access along, with their quality rating.

Table 6.6 Overview of ancillary provision

Site name	Sub analysis area	PPS site ID	Description	Quality rating
Ashby Hall	East	3	Pavilion with changing rooms and toilets.	Standard
Barnard Fields (Wymondham Rugby Club)	West	6	6 changing rooms with self-contained showers and toilets. 2 officials changing with self-contained showers and toilets.	Good
Barnard Fields (Wymondham Rugby Club)	West	6	6 changing rooms with self-contained showers and toilets. 2 officials changing with self-contained showers and toilets.	Good
Brooke & District Cricket Club	East	14	Pavilion with social space, players and officials changing, toilets and showers.	Standard
Diss Cricket Club	South	27	Pavilion with social space, players and officials changing, toilets and showers.	Standard

Site name	Sub analysis area	PPS site ID	Description	Quality rating
Flordon (Hethersett & Tas Valley Cricket Club)	West	36	Recently refurbished pavilion with social space, players and officials changing, toilets and showers. Also, 2 other smaller changing pavilions on site which each provide 2 changing rooms.	Good
Great Melton Cricket Club	West	41	Pavilion with social space, players and officials changing, toilets and showers.	Good
Hales & Loddon Cricket Club	East	43	Portacabin with social space, players changing, toilets and showers	Poor
Hethersett Memorial Playing Field	West	49	Pavilion with players and officials changing, showers and toilets.	Poor
Hilltops Sports Club	West	54	4 team changing pavilion with self-contained showers and toilets. 2 officials changing with self-contained showers and toilets. Owned by Lakenham Rugby Club.	Good
Hingham Sports And Social Club	West	56	4 Team changing pavilion with officials changing, toilets, showers, bar and social space.	Good
Ketteringham Hall Cricket Club	West	59	Small pavilion with changing rooms and toilets.	Poor
Maltings Meadow	East	69	Recently refurbished 4 team changing pavilion with kitchen, officials changing toilets and showers.	Good
Marlingford Cricket Club	West	71	Pavilion with social space, players and officials changing, toilets and showers.	Poor
Mulbarton Cricket Club (Orchard Park)	West	74	Changing rooms part of the village hall building. Toilets, showers and social space provided.	Standard
Saxlingham Playing Field	East	91	Part of the village hall building with changing rooms, showers, toilets, and social space.	Good
Swardeston Cricket Club	West	103	Changing rooms part of the village hall building. Toilets, showers and social space provided.	Standard
Topcroft Sports Field	South	112	Pavilion with players and officials changing, showers and toilets.	Standard

Site name	Sub analysis area	PPS site ID	Description	Quality rating
University of East Anglia Sports Ground	West	114	8 team changing pavilion with official changing, self-contained showers and toilets. Social space and kitchen available.	Standard

- 6.35 There are 4 sites currently used by clubs where the ancillary provision is considered poor. Hales and Loddon Cricket Club currently access a portacabin which is in disrepair. The club reported that they had plans drawn up for a new pavilion in 2017 and planning permission was granted, but this has now expired. The club are now working with the local football and bowls clubs to try and develop a building that services a variety of sports on site.
- 6.36 Neither Ketteringham Hall Cricket Club nor Marlingford Cricket Club reported any plans to improve their current provision.
- 6.37 Swardeston Cricket Club reported that the Village Hall Trust had previously discussed extending the building on site, but nothing has yet progressed.
- 6.38 Great Melton Cricket Club reported that planning permission has been agreed for them to extend their current ancillary provision. This will provide the addition of female changing rooms and toilets.
- 6.39 Brooke and District Cricket Club are looking to develop another pitch on a parcel of land that adjoins their site. If this happens, they will also look to provide a new pavilion that sits between the 2 parcels of land.

Training provision

- 6.40 Access to practise nets enables clubs to train throughout the season and during pre-season. The following sites benefit from having practise nets:
- Brooke & District Cricket Club;
 - Diss Cricket Club;
 - Flordon (Hethersett & Tas Valley Cricket Club);
 - Great Melton Cricket Club;
 - Hales & Loddon Cricket Club;
 - Hingham Sports & Social Club;
 - Ketteringham Hall Cricket Club;
 - Maltings Meadow;

- Saxlingham Playing Field;
- Hilltop Sports Club;
- University of East Anglia Sports Ground.

6.41 Both Hales & Loddon Cricket Club and Saxlingham Cricket Club reported that they require additional practise nets.

6.42 Bungay Cricket Club reported that their nets are in poor condition and require replacing.

Demand

6.43 There are currently 16 clubs located within South Norfolk, who between them field 120 teams.

6.44 Table 6.7 provides an overview of the number of teams each cricket club has within the various categories and also shows if their team numbers have increased, decreased or stayed the same during the last 3 years.

Table 6.7 Cricket teams in South Norfolk

Club name	Sub analysis area	PPS site ID	Senior Men's teams	Senior Women's teams	Junior Boy's teams	Junior Girl's teams	Team trends (Last 3 years)
Brooke and District Cricket Club	East	14	3	2	8	2	Stayed the same
Bungay Cricket Club	East	69	4	1	3	0	Increased senior women's teams
Cringleford Cricket Club	West	79	3	0	2	0	Stayed the same
Diss Cricket Club	South	27	3	0	3	0	Stayed the same
Great Melton Cricket Club	West	41	7	2	10	2	Increased junior boy's and junior girl's teams

Club name	Sub analysis area	PPS site ID	Senior Men's teams	Senior Women's teams	Junior Boy's teams	Junior Girl's teams	Team trends (Last 3 years)
Hales and Loddon Cricket Club	East	43	3	0	3	0	Increased senior men's, junior boy's and junior girl's teams
Hethersett and Tas Valley Cricket Club	West	36	5	1	9	0	Stayed the same
Hingham Cricket Club	West	56	3	0	2	0	Stayed the same
Ketteringham Hall Cricket Club	West	59	2	0	0	0	Stayed the same
Marlingford Cricket Club	West	71	1	0	0	0	Stayed the same
Mulbarton Cricket Club	West	74	0	0	3	0	Stayed the same
Norwich Association of Malayalees	West	114	1	0	0	0	Stayed the same
Rackheath Cricket Club	West	114	1	0	0	0	Stayed the same
Saxlingham Cricket Club	East	31	3	0	1	0	Stayed the same
Swardeston Cricket Club	West	103	5	1	5	2	Stayed the same
Topcroft Cricket Club	South	112	6	2	6	0	Stayed the same

6.45 Table 6.8 shows the number of teams in each category within each of the sub analysis areas.

Table 6.8 Cricket team numbers by sub analysis area

Sub analysis area	Senior Men's teams	Senior Women's teams	Junior Boy's teams	Junior Girl's teams
East	13	3	15	2
West	28	4	31	4
South	9	2	9	0
Total	50	9	55	6

6.46 Overall, there is greater demand for cricket in the West sub analysis area (67 teams) compared to the East and South. 56% of senior men's cricket teams and 56% of junior boy's cricket teams play in the West.

Imported demand

6.47 Imported demand is demand that comes from outside of the study area to access provision because there is a lack of provision or barriers to accessing provision where they are located.

6.48 Currently Rackheath Cricket Club access a square at the University of East Anglia. This is due to the there being no suitable cricket facilities within Rackheath. If there was a suitable facility within Rackheath the club would be keen to relocate and play within Broadland.

Exported demand

6.49 Exported demand is demand that can't be catered for within the study are and therefore takes place outside of this.

6.50 Diss Cricket Club currently access Eye Cricket Club in Suffolk. This is due to a close working relationship between the 2 clubs.

Unmet demand

6.51 Unmet demand refers to demand that exists but can't be catered for due to a lack of available provision.

6.52 The only club who reported any unmet were Hales & Loddon Cricket Club for additional junior teams.

Future demand

6.53 Future demand can be developed in 2 ways, clubs may actively try to increase their team numbers in order to grow their club. This may be supported by the

relevant NGB through funded programmes, or support to help deliver objectives within their strategy.

6.54 As part of the consultation process, clubs were asked about any aspirations they had to develop their existing team numbers.

6.55 Table 6.9 shows clubs who reported aspirations to grow their current team numbers and shows how many teams they would look to increase in each category.

Table 6.9 Potential team growth

Club Name	Senior Men's teams	Senior Women's teams	Junior Boy's teams	Junior Girl's teams
Saxlingham Cricket Club	1	0	1	0
Swardeston Cricket Club	1	0	0	0
Total	2	0	1	0

6.56 The ECB runs a number of programs to support clubs to increase participation. These are:

All Stars Cricket

6.57 All Stars cricket provides children aged between 5-8 the opportunity to learn the fundamentals of the game in a fun and inclusive environment. The sessions are generally run in tandem with existing training sessions.

Dynamos Cricket

6.58 Dynamos cricket follows on from All Stars cricket and provides 8-11 year olds with the opportunity to engage in the sport but also provides a more social element. Sessions are generally run in tandem with existing training sessions.

Softball Cricket

6.59 Softball cricket is focused on increasing female participation. The aim of softball cricket sessions is to promote enjoyment and participation; without pads, a hardball, a heavy bat and limited rules. Sessions are played on the outfield and follow a festival format with each session running for a maximum of two and half hours, which is shorter than traditional formats.

6.60 Table 6.10 shows cricket clubs in South Norfolk and if they are running any of the above participation programmes.

Table 6.10 All Stars, Dynamos and Softball cricket in South Norfolk

Club	All Stars Cricket	Dynamos Cricket	Soft Ball
Brooke & District Cricket Club	No	No	No
Bungay Cricket Club	Yes	Yes	Yes
Cringleford Cricket Club	No	No	No
Diss Cricket Club	Yes	No	Yes
Great Melton Cricket Club	Yes	Yes	Yes
Hales and Loddon Cricket Club	Yes	No	Yes
Hethersett & Tas Valley Cricket Club	Yes	Yes	Yes
Hingham Cricket Club	Yes	Yes	Yes
Ketteringham Hall Cricket Club	No	No	No
Marlingford Cricket Club	No	No	No
Mulbarton Cricket Club	No	No	No
Norwich Association of Malayalee's	No	No	No
Rackheath Cricket Club	No	No	No

Club	All Stars Cricket	Dynamos Cricket	Soft Ball
Saxlingham Cricket Club	No	Yes	No
Swardeston Cricket Club	Yes	Yes	No
Topcroft Cricket Club	Yes	No	Yes

Last Man Stands

- 6.61 Last Man Stands (LMS) is a 2 hour, 8-a-side, T20 cricket game for all abilities. There is currently no LMS league running in South Norfolk.

Team Generation Rates (TGRs)

- 6.62 Another way that future demand can be calculated is by looking at population forecasts and how these impact upon Team Generation Rates (TGRs).
- 6.63 Future population forecasts have been developed by calculating future growth from ONS data and known housing growth identified within the Greater Norwich Local Plan. These have been developed to show the overall growth across South Norfolk and by each sub analysis area.
- 6.64 TGRs have been rounded down to the nearest whole number.

6.65 Table 6.11 shows TGRs for cricket teams in South Norfolk.

Table 6.11 South Norfolk TGRs based on growth up to 2038

Sport and Age Groups	Number of teams in age group within the area	Current population in age group within the area	Future population in age group within the area	Current TGR	Population change in age group	Potential increase in team numbers in age group
Cricket Open Age Men's (18-55yrs)	50	31,459	38,308	629	6,849	10
Cricket Open Age Women's (18-55yrs)	9	32,744	39,871	3,638	7,127	1
Cricket Junior Boy's (7-18yrs)	55	10,975	12,528	199	1,553	7
Cricket Junior Girl's (7-18yrs)	6	10,544	12,036	1,757	1,492	0

6.66 Table 6.12 shows TGRs for cricket teams in the East sub analysis area.

Table 6.12 East sub analysis area TGRs based on growth up to 2038

Sport and Age Groups	Number of teams in age group within the area	Current population in age group within the area	Future population in age group within the area	Current TGR	Population change in age group	Potential increase in team numbers in age group
Cricket Open Age Men's (18-55yrs)	13	6,860	7,904	527	1,044	1
Cricket Open Age Women's (18-55yrs)	3	71,40	8,227	2,380	1,087	0
Cricket Junior Boy's (7-18yrs)	15	2,378	2,580	158	202	1
Cricket Junior Girl's (7-18yrs)	2	2,285	24,79	1,142	194	0

6.67 Table 6.13 shows TGRs for cricket teams in the West sub analysis area.

Table 6.13 West sub analysis area TGRs based on growth up to 2038

Sport and Age Groups	Number of teams in age group within the area	Current population in age group within the area	Future population in age group within the area	Current TGR	Population change in age group	Potential increase in team numbers in age group
Cricket Open Age Men's (18-55yrs)	28	15,855	19,531	566	3,676	6
Cricket Open Age Women's (18-55yrs)	4	16,503	20,329	4,125	3,826	0
Cricket Junior Boy's (7-18yrs)	31	5,679	6,549	183	870	4
Cricket Junior Girl's (7-18yrs)	4	5,457	6,293	1,364	836	0

6.68 TGRs for cricket teams in the South sub analysis area.

Table 6.14 South sub analysis area TGRs based on growth up to 2038

Sport and Age Groups	Number of teams in age group within the area	Current population in age group within the area	Future population in age group within the area	Current TGR	Population change in age group	Potential increase in team numbers in age group
Cricket Open Age Men's (18-55yrs)	9	8,743	10,871	971	2,128	2
Cricket Open Age Women's (18-55yrs)	2	9,100	11,315	4,550	2,215	0
Cricket Junior Boy's (7-18yrs)	9	2,917	3,397	324	480	1
Cricket Junior Girl's (7-18yrs)	0	2,802	3,264	0	462	0

Understanding the situation at individual sites

- 6.69 Capacity on cricket wickets is measured by games per season rather than per week. This is because wickets are often rotated through the course of a season in order to guard against wear and tear.
- 6.70 The number of games a square can accommodate is affected by its quality and number of wickets that are available.
- 6.71 Table 6.15 shows how many games a wicket can accommodate per season based on its quality. For example, 1 good quality grass wicket can accommodate 5 matches per season.

Table 6.15 ECB pitch guidance

Pitch type	Good (matches per season)	Standard (matches per season)	Poor (matches per season)
1 grass wicket	5	4	0
1 NTP	60	0	0

- 6.72 The number of matches played by each team has been informed by consultation with the clubs. Where consultation was not possible, it has been assumed that senior teams play between 8 and 12 home matches per year and junior teams play between 4 and 8 matches per year, depending on the competitions they compete in.
- 6.73 Any sites that have unsecured use or that are not available for community use have been discounted if they have spare capacity.
- 6.74 Educational sites are generally considered to be unsecured unless it has been evidenced otherwise. Local Authority and Town and Parish Council sites are considered to be secured. Club sites are dependent on the security of tenure a club has at that site.

Peak Demand

- 6.75 Peak demand for cricket in South Norfolk is on Saturday, Sunday and Midweek evenings (Monday to Friday).
- 6.76 Senior men's cricket tends to take place on Saturdays. The majority of clubs play in the following leagues:
- Norfolk Cricket Alliance;

- Norfolk Cricket League;
- East Anglian Premier League.

6.77 There are some teams that play on Sunday's in the Mid Norfolk Sunday League. The Norfolk Cricket League also runs a mid-week Twenty20 competition.

6.78 Peak demand for senior women's cricket is on Sunday, with teams competing in the Shell NCB Women's Outdoor Hardball League.

6.79 Peak demand for junior cricket is mid-week, with teams competing in the Norfolk Cricket Alliance.

6.80 Table 6.16 shows capacity at cricket sites based on their quality and current use and whether they have spare capacity during peak times.

Table 6.16 Cricket pitch capacity

Site name	Sub analysis area	PPS site ID	Number of wickets	Community use category	Rating	Capacity (MES)	Current use (MES)	Balance (MES)	Spare capacity Saturday	Spare capacity Sunday	Spare capacity Midweek
Ashby Hall	East	3	6	Available for community use and used	Standard	24	30	-6	No	No	No
Brooke & District Cricket Club	East	14	6	Available for community use and used	Standard	24	70	-46	No	No	No
Diss Cricket Club	South	27	10	Available for community use and used	Good	50	30	20	No	Yes	No
Flordon (Hethersett & Tas Valley Cricket Club)	West	36	12	Available for community use and used	Good	60	100	-40	No	No	No
Flordon (Hethersett & Tas Valley Cricket Club)	West	36	6	Available for community use and used	Good	30	50	-20	No	No	No

Site name	Sub analysis area	PPS site ID	Number of wickets	Community use category	Rating	Capacity (MES)	Current use (MES)	Balance (MES)	Spare capacity Saturday	Spare capacity Sunday	Spare capacity Midweek
Great Melton Cricket Club	West	41	9	Available for community use and used	Good	45	45	0	No	No	No
Great Melton Cricket Club	West	41	3	Available for community use and used	Standard	12	25	-13	No	No	No
Hales & Loddon Cricket Club	East	43	3	Available for community use and used	Standard	12	18	-6	No	No	No
Hilltops Sports Club	West	54	15	Available for community use and used	Good	75	28	47	No	Yes	No
Hingham Sports and Social Club	West	56	3	Available for community use and used	Standard	12	42	-30	No	No	No
Ketteringham Hall Cricket Club	West	59	10	Available for community use and used	Good	50	20	30	No	No	No

Site name	Sub analysis area	PPS site ID	Number of wickets	Community use category	Rating	Capacity (MES)	Current use (MES)	Balance (MES)	Spare capacity Saturday	Spare capacity Sunday	Spare capacity Midweek
Langley School	East	63	5	Not available for community use	Good	25	20	5	Yes	Yes	Yes
Maltings Meadow	East	69	8	Available for community use and used	Standard	32	32	0	No	No	No
Marlingford Cricket Club	West	71	3	Available for community use and used	Standard	12	8	4	Yes	Yes	Yes
Mulbarton Cricket Club (Orchard Park)	West	74	5	Available for community use and used	Standard	20	18	2	Yes	Yes	Yes
Oaklands Recreation Ground	West	79	5	Available for community use and used	Standard	20	20	0	No	No	No
Saxlingham Playing Field	East	91	6	Available for community use and used	Standard	24	24	0	No	No	No

Site name	Sub analysis area	PPS site ID	Number of wickets	Community use category	Rating	Capacity (MES)	Current use (MES)	Balance (MES)	Spare capacity Saturday	Spare capacity Sunday	Spare capacity Midweek
Swardeston Cricket Club	West	103	5	Available for community use and used	Good	25	28	-3	No	No	No
Topcroft Sports Field	South	112	8	Available for community use and used	Standard	32	52	-20	No	No	No
University of East Anglia Sports Ground	West	114	10	Available for community use and used	Good	50	28	22	No	Yes	Yes
University of East Anglia Sports Ground	West	114	10	Available for community use and used	Good	50	28	22	No	Yes	Yes
Wymondham College	West	119	8	Not available for community use	Standard	32	10	22	Yes	Yes	Yes
Wymondham College	West	119	7	Not available for community use	Standard	28	10	18	Yes	Yes	Yes

Site name	Sub analysis area	PPS site ID	Number of wickets	Community use category	Rating	Capacity (MES)	Current use (MES)	Balance (MES)	Spare capacity Saturday	Spare capacity Sunday	Spare capacity Midweek
Wymondham College	West	119	5	Not available for community use	Standard	20	10	10	Yes	Yes	Yes

Actual spare capacity

- 6.81 A square is only deemed to have actual spare capacity if it is available at peak times. Peak demand for senior men's cricket is Saturday. As a square can only accommodate 1 match per Saturday it can cater for 2 teams playing on a home and away basis. On this basis, if a square has 2 senior men's teams using it, it has no additional capacity. Sites that may have minimal spare capacity have been discounted as this wouldn't be sufficient to enable additional teams to play throughout the course of a season. For a site to be classed as having actual spare capacity it must have at least 11 match equivalent sessions of spare capacity, be available for community use and have secured tenure.

Actual spare capacity for Saturday cricket

- 6.82 Based on the above criteria there are no sites in South Norfolk that currently have actual spare capacity for Saturday cricket based on the criteria above.

Actual spare capacity for Sunday cricket

6.83 There is some demand in South Norfolk for senior men’s cricket on Sunday’s too, as well as demand for senior women’s cricket. In terms of calculating actual spare capacity, the same principles are applied to Sunday cricket as Saturday cricket. This is shown in table 6.17 below.

Table 6.17 Actual spare capacity for Sunday cricket

Site Name	Sub Analysis Area	PPS Site ID	Number of wickets	Capacity (MES)	Current use (MES)	Balance (MES)	Spare Capacity Sunday	Capacity for additional teams
Diss Cricket Club	South	27	10	50	30	20	Yes	2

Actual spare capacity for midweek cricket

6.84 Midweek is generally peak demand for junior cricket. NTPs are also often used for midweek junior cricket, which provides additional capacity.

6.85 When looking at actual spare capacity for midweek cricket, only 3 nights a week are taken into consideration for spare capacity for match play. This is to allow for the provision of sessions such as All Stars and Dynamos cricket.

6.86 No sites in South Norfolk currently have spare capacity for midweek cricket.

Overlay

6.87 There are 8 sites in South Norfolk which contain overplayed wickets. This totals overlay of 188 match equivalent sessions.

Table 6.18 Overplayed sites

Site Name	Sub Analysis Area	PPS Site ID	Number of wickets	Rating	Capacity (MES)	Current use (MES)	Balance (MES)
Ashby Hall	East	3	6	Standard	24	30	-6
Brooke & District Cricket Club	East	14	6	Standard	24	70	-46
Flordon (Hethersett & Tas Valley Cricket Club)	West	36	12	Good	60	100	-40
Flordon (Hethersett & Tas Valley Cricket Club)	West	36	6	Good	30	50	-20
Great Melton Cricket Club	West	41	3	Standard	12	25	-13
Hales & Loddon Cricket Club	East	43	3	Standard	12	18	-10
Hingham Sports and Social Club	West	56	3	Standard	12	42	-30
Swardeston Cricket Club	West	103	5	Good	25	28	-3
Topcroft Sports Field	South	112	8	Standard	16	52	-20

6.88 The majority of overplay exists within the West where there are 5 sites that contain overplayed squares totalling 106 match equivalent sessions.

Key issues and findings

6.89 It is important to understand to what extent existing provision can cater for current and future demand at peak times. Future demand based on TGRs for each sub analysis areas has been overlayed with the existing balance scores at peak times to show what level of capacity exists within each of the sub analysis areas.

6.90 Future demand for match equivalent sessions has been based on any new adult teams generating 11 match equivalent sessions of play and junior teams generating 6 match equivalent sessions. TGRs have been rounded down to the nearest whole number. This is shown below for each of the peak times for cricket.

6.91 Table 6.19 shows the capacity balance for Saturday cricket.

Table 6.19 Capacity balance for Saturday cricket

Sub analysis area	Actual spare capacity (MES)	Overplay (MES)	Current Total (MES)	Future Demand (team numbers)	Future Total (MES)
East	0	-62	-62	1	-73
West	0	-76	-76	6	-142
South	0	-20	-20	2	-44

6.92 Table 6.20 shows the capacity balance for Sunday cricket.

Table 6.20 Capacity balance for Sunday cricket

Sub analysis area	Actual spare capacity (MES)	Overplay (MES)	Current total (MES)	Future demand (team numbers)	Future total (MES)
East	0	-62	-62	0	-62
West	0	-76	-76	0	-76
South	20	-36	-16	0	-16

6.93 Table 6.21 show capacity balance for midweek cricket.

Table 6.21 Capacity balance for midweek cricket

Sub analysis area	Actual Spare Capacity (MES)	Overplay (MES)	Current Total (MES)	Future Demand (team numbers)	Future Total (MES)
East	0	-62	-62	1	-68
West	0	-76	-76	4	-100
South	0	-36	-36	1	-42

- 6.94 There are current and future shortfalls across each of the 3 peak demand periods in each of the sub analysis areas.
- 6.95 Greater use, or the additional provision of NTPs could help to alleviate overplay at sites.
- 6.96 Brooke and District Cricket Club are looking to develop a new square which would add additional capacity at their site
- 6.97 There are also a number of sites where provision is deemed to be unsecured. Securing community use at these sites should also be explored.

Summary

Cricket

- There are 28 grass cricket pitches in South Norfolk across 18 sites. 16 sites provide community use. The 2 sites that are unavailable for community use are both educational sites;
- There are 3 sites that contain lapsed cricket squares, these are Archbishop Sancroft High School, Diss High School and Loddon Junior School;
- There are currently 16 cricket clubs within South Norfolk with a total of 120 teams. There are 33 teams located in the East sub analysis area, 67 in the West and 20 in the South;
- Security of tenure is deemed to be an issue at 8 sites in South Norfolk, Both Bungay Cricket Club and Topcroft Cricket Club have annual rolling agreements at their sites. Swardeston Cricket Club have no agreements in place for both sites that they use and none of the 3 clubs who use the University of East Anglia have any security;
- 1 club have exported demand this is Diss Cricket Club who currently access Eye Cricket Club in Suffolk. This is due to a close working relationship between the 2 clubs;
- There were 10 grass cricket pitches assessed as good, 13 as standard and 0 as poor. There were also 9 Non-Turf Pitches (NTPs) assessed as good, 5 standard and 3 poor;
- Team Generation Rates show future demand for an additional 18 cricket teams in South Norfolk;
- Ancillary provision at sites containing cricket squares was also assessed. 7 sites were assessed as having good quality provision, 7 as standard and 4 as poor. Hales and Loddon Cricket Club reported that their current ancillary provision was in a state of disrepair;
- Whilst 11 sites provide access to nets for training sessions, both Hales & Loddon Cricket Club and Saxlingham Cricket Club reported that they require additional practise nets. Some clubs also use grass wickets to train on;
- There is actual spare capacity for 2 Sunday teams in South Norfolk. There is no actual spare capacity for Saturday or mid-week teams;
- There are 8 sites in South Norfolk which contain overplayed squares, these total overplay of 200 match equivalent sessions (MES).

7. Tennis

Introduction

- 7.1 The governance of tennis in South Norfolk is overseen by the Lawn Tennis Association (LTA).
- 7.2 In order to develop tennis locally and nationally, the LTA have developed a strategy called Tennis Opened Up. A summary of the key principles behind this strategy has been provided below. ([Click here for the LTA Tennis Opened Up strategy](#))
- 7.3 The strategy aims to grown tennis by making it more relevant, accessible, welcoming and enjoyable. The key objectives of the strategy are:
- Visibility – broaden relevance and increase viability of tennis all year round to build engagement and participation with fans and players;
 - Innovation – innovate in the delivery of tennis to widen its appeal;
 - Investment – support community facilities and schools to increase the opportunities to play;
 - Engagement – engage and collaborate with everyone involved in the delivery of tennis in Britain, particularly coaches and volunteers, to attract and maintain more people in the game;
 - Performance – create a pathway for champions that nurtures a diverse team of players, people and leaders;
 - Leadership – lead tennis in Britain to the highest standard so it is a safe, welcoming, well-run sport;
 - Enable five new players to break into the top 100 by 2023 and inspire the tennis audience.

Consultation

- 7.4 There are currently 9 tennis clubs operating within South Norfolk and 6 of the 9 clubs responded to the consultation, which represents a 72% response rate. Diss & Haywood, Hempnall and Bush Green tennis clubs didn't respond to the consultation

7.9 Table 7.1 provides a more detailed look at the number of tennis courts that are provided at each site within South Norfolk.

Table 7.1 Overview of tennis provision

Site name	Sub analysis area	PPS site ID	Management type	Flood lit	Number of courts	Surface type	Community use category
Alburgh Tennis Club	South	1	Sport Club	No	2	Macadam	Available for community use and used
Archbishop Sancroft High School	South	2	School / College / University (in house)	No	3	Tarmac	Available for community use and used
Bressingham Playing Field	South	11	Local Authority (in house)	No	1	Macadam	Available for community use and used
Brooke Village Hall	East	15	Community Organisation	No	2	Macadam	Available for community use and used
Browick Recreation Ground	West	16	Local Authority (in house)	No	1	Macadam	Available for community use and used
Bush Green Sports	South	124	Sport Club	Yes	1	Macadam	Available for community use and used
Diss High School	South	28	School / College / University (in house)	No	6	Macadam	Not available for community use
Easton and Otley College	West	35	School / College / University (in house)	No	4	Clay	Available for community use and used

Site name	Sub analysis area	PPS site ID	Management type	Flood lit	Number of courts	Surface type	Community use category
Easton and Otley College	West	35	School / College / University (in house)	No	2	Macadam	Available for community use and used
Framingham Earl High School Sports Centre	East	37	School / College / University (in house)	Yes	3	Artificial	Available for community use and used
Harleston Community Leisure Facility	South	45	Local Authority (in house)	No	2	Macadam	Available for community use and used
Hethersett Academy	West	47	School / College / University (in house)	No	5	Tarmac	Available for community use and used
Hethersett Academy	West	47	School / College / University (in house)	No	2	Macadam	Available for community use and used
Hethersett Tennis Court	West	51	Local Authority (in house)	No	1	Macadam	Available for community use and used
Heywood Sports & Leisure Club	South	53	Private	Yes	2	Macadam	Available for community use and used
Heywood Sports & Leisure Club	South	53	Private	Yes	2	Padel Tennis	Available for community use and used
Hingham Sports and Social Club	West	56	Community Organisation	Yes	2	Macadam	Available for community use and used
Jubilee Hall Playing Fields	East	58	Community Organisation	Yes	2	Concrete	Available for community use and used

Site name	Sub analysis area	PPS site ID	Management type	Flood lit	Number of courts	Surface type	Community use category
Ketts Park Community Recreation Centre	West	60	Local Authority (in house)	Yes	3	Macadam	Available for community use and used
Langley School	East	63	School / College / University (in house)	Yes	8	Artificial	Available for community use and used
Langley School	East	63	School / College / University (in house)	Yes	2	Macadam	Available for community use and used
Little Melton Village Hall	West	64	Local Authority (in house)	No	1	Macadam	Available for community use and used
Long Stratton High School	South	67	School / College / University (in house)	No	4	Tarmac	Available for community use but unused
Maltings Meadow	East	69	Community Organisation	Yes	2	Artificial	Available for community use and used
Oaklands Recreation Ground	West	79	Sports Club	No	2	Grass	Available for community use and used
Oaklands Recreation Ground	West	79	Sports Club	Yes	4	Macadam	Available for community use and used
Ormiston Victory Academy	West	81	School / College / University (in house)	Yes	3	Macadam	Not available for community use
Playing Field Hempnall	South	83	Local Authority (in house)	Yes	2	Macadam	Available for community use and used

Site name	Sub analysis area	PPS site ID	Management type	Flood lit	Number of courts	Surface type	Community use category
Pulham Market Playing Field	South	86	Local Authority (in house)	No	1	Macadam	Available for community use and used
Tasburgh Village Playing Field	South	106	Community Organisation	Yes	2	Macadam	Available for community use and used
The Edge Health & Fitness Club at Barnham Broom Hotel	West	108	Private	No	3	Macadam	Available for community use and used
Wymondham College	West	119	School / College / University (in house)	Yes	2	Macadam	Not available for community use
Wymondham College	West	119	School / College / University (in house)	No	2	Concrete	Not available for community use

Lapsed and disused courts

- 7.10 A disused site is a site that previously had courts laid out, but no longer does. Once a site has been disused for 5 years or more it becomes known as lapsed. This means it now falls outside of Sport England's statutory remit but is still assessed using the criteria within Paragraph 99 of the National Planning Policy Framework.
- 7.11 There are no sites in South Norfolk that currently have lapsed or disused tennis courts.
- 7.12 Consultation with South Norfolk Council has identified that the tennis court at Browick Recreation Ground could be lost as part of a future site development.

Ownership and management

- 7.13 Tenure at a site is deemed to be secure if the club has confirmed use of the site for the next 3 years. Where tennis courts are located on Parish or Town Council sites, tenure is generally deemed to be secured.

7.14 Table 7.2 provides an overview of management arrangements and security at tennis club sites.

Table 7.2 Overview of management at club sites

Site name	Sub analysis area	PPS Site ID	Management of site	Security	Club name
Alburgh Tennis Club	South	1	Sport Club	Secured	Alburgh Tennis Club
Brooke Village Hall	East	15	Community Organisation	Secured	Brooke & District Tennis Club
Easton and Otley College	West	35	School / College / University (in house)	Unsecured	East & Otley Tennis Club
Heywood Sports & Leisure Club	South	53	Private	Unsecured	Diss & Heywood Tennis Club
Hingham Sports and Social Club	West	56	Community Organisation	Secured	Hingham Tennis Club
Ketts Park Community Recreation Centre	West	60	Local Authority (in house)	Secured	Wymondham Tennis Club
Maltings Meadow	East	69	Community Organisation	Secured	Bungay Tennis Club
Oaklands Recreation Ground	West	79	Sports Club	Secured	Cringleford Tennis Club
The Edge Health & Fitness Club at Barnham Broom Hotel	West	108	Private	Unsecured	Edge Tennis Club

7.15 There are currently 3 (33%) club sites where use is considered unsecured. 1 of these is an educational site (Easton & Otley College) and the other 2 are private sites. The remaining 6 club sites (67%) are deemed to have secure use. Cringleford Tennis Club reported that they have 23 years remaining on a 25-year lease from Cringleford Parish Council for the tennis courts at Oaklands Recreation Ground.

Surface type

- 7.16 Of the 69 tennis courts available for community use in South Norfolk, the majority are a macadam surface (48 in total). There are also 13 artificial courts, 4 clay, 2 concrete and 2 grass
- 7.17 During the consultation, Wymondham Tennis Club reported that works were due to start at Ketts Park Community Recreation Centre to resurface the existing courts and provide an additional court. Cringleford Tennis Club also stated they aspire to resurface their grass courts to macadam.

Floodlighting

- 7.18 Floodlights allow tennis courts to be used all year round and are seen as key to growing participation in tennis by the LTA. A floodlit hardcourt can accommodate up to 60 members whereas a non-floodlit hardcourt can only accommodate up to 40 members.
- 7.19 In total there are 35 floodlit tennis courts in South Norfolk that are available for community use. There are 17 floodlit courts in the East sub analysis area, 11 in the West and 7 in the South.
- 7.20 Hingham Tennis Club reported plans to upgrade their existing floodlights to LED during the consultation.

Quality

- 7.21 All 69 tennis courts that are available for community use were visited and a non-technical assessment was completed to determine the quality of the courts being provided. Consultation with key stakeholders was also carried out to help inform this. Tennis courts were assessed as follows:
- Good (81% or above);
 - Standard (51%-80%);
 - Poor (50% or below).

7.22 Table 7.3 provides an overview of tennis court quality ratings on a site-by-site basis.

Table 7.3 Site by site tennis court quality

Site name	Sub analysis area	PPS Site ID	Flood lit	Number of courts	Surface type	Quality rating
Alburgh Tennis Club	South	1	No	2	Macadam	Standard
Archbishop Sancroft High School	South	2	No	3	Macadam	Poor
Bressingham Playing Field	South	11	No	1	Macadam	Poor
Brooke Village Hall	East	15	No	2	Macadam	Good
Browick Recreation Ground	West	16	No	1	Macadam	Poor
Easton and Otley College	West	35	No	4	Clay	Standard
Easton and Otley College	West	35	Yes	2	Macadam	Standard
Framingham Earl High School Sports Centre	East	37	Yes	3	Artificial	Standard
Harleston Community Leisure Facility	South	45	No	2	Macadam	Good
Hethersett Academy	East	47	No	5	Macadam	Standard
Hethersett Academy	East	47	No	2	Macadam	Good
Hethersett Tennis Court	East	51	No	1	Macadam	Standard
Heywood Sports & Leisure Club	South	53	Yes	2	Macadam	Good

Site name	Sub analysis area	PPS Site ID	Flood lit	Number of courts	Surface type	Quality rating
Hingham Sports and Social Club	West	56	Yes	2	Macadam	Good
Jubilee Hall Playing Fields	East	58	Yes	2	Concrete	Standard
Ketts Park Community Recreation Centre	West	60	Yes	3	Macadam	Standard
Langley School	East	63	Yes	2	Macadam	Good
Langley School	East	64	Yes	8	Artificial	Good
Little Melton Village Hall	West	64	No	1	Macadam	Standard
Long Stratton High School	South	67	No	4	Macadam	Standard
Maltings Meadow	East	69	Yes	2	Artificial	Good
Oaklands Recreation Ground	West	79	No	2	Grass	Good
Oaklands Recreation Ground	West	79	Yes	4	Macadam	Good
Playing Field Hempnall	South	83	Yes	2	Macadam	Good
Pulham Market Playing Field	South	86	No	1	Macadam	Poor
Tasburgh Village Playing Field	South	106	Yes	2	Macadam	Standard
The Edge Health & Fitness Club at Barnham Broom Hotel	West	108	No	3	Macadam	Standard

Site name	Sub analysis area	PPS Site ID	Flood lit	Number of courts	Surface type	Quality rating
Bush Green Sports	South	124	Yes	1	Macadam	Good

7.23 Table 7.4 shows the number of good, standard and poor quality tennis courts in each of the sub analysis areas.

Table 7.4 Tennis court quality by sub analysis area

Sub analysis area	Good (courts)	Standard (courts)	Poor (courts)
East	8	19	0
West	8	13	1
South	7	8	5
Total	23	40	6

7.24 The majority of tennis courts recorded as poor were located in the South sub analysis area (83%), whilst there is a fairly even split of good quality tennis court provision across the 3 analysis areas.

7.25 The courts at Ketts Park Recreation Community Centre are due to be resurfaced and it is assumed that once this takes place the courts will improve from standard to good. As an additional court is also being provided on site, this would result in there being an additional 4 good quality tennis courts in the West.

Ancillary provision

7.26 Ancillary provision at sites with tennis courts available for community access is varied across South Norfolk. Table 7.5 below provides an overview of what was recorded during the site assessments. Ancillary provision relates to the provision of a club house, toilets for players and spectators, access to refreshments and whether or not facilities are compliant with the Disability Discrimination Act (DDA).

Table 7.5 Overview of ancillary provision

Site Name	Club House	Changing Rooms	Refreshments	Toilets	Disabled toilets and access	Description	Quality rating
Alburgh Tennis Club	No	No	No	No	No	No facilities on site.	Poor
Archbishop Sancroft High School	No	Yes	Yes	Yes	Yes	Changing provision part of the main school building. Toilets and showers provided.	Standard
Bressingham Playing Field	No	Yes	Yes	Yes	Yes	No facilities on site.	Poor
Brooke Village Hall	Yes	Yes	Yes	Yes	Yes	Small club house with access to water. Toilets accessed in Village Hall.	Poor
Browick Recreation Ground	No	Yes	Yes	Yes	Yes	No facilities on site.	Poor
Easton and Otley College	No	Yes	Yes	Yes	Yes	Changing rooms with showers and toilets in the sports centre building.	Good

Site Name	Club House	Changing Rooms	Refreshments	Toilets	Disabled toilets and access	Description	Quality rating
Framingham Earl High School Sports Centre	No	Yes	Yes	Yes	Yes	4 changing rooms with showers and toilets. Part of the sports centre building.	Standard
Harleston Community Leisure Facility	No	Yes	Yes	Yes	Yes	2 team changing pavilion with self-contained showers and toilets. Officials changing with self-contained shower and toilet.	Good
Hethersett Academy	No	Yes	Yes	Yes	Yes	School changing rooms without showers. No internal toilets.	Poor
Hethersett Tennis Court	No	Yes	Yes	Yes	Yes	Parish Council building on site with toilets and kitchen, no changing rooms.	Standard
Heywood Sports & Leisure Club	No	Yes	Yes	Yes	Yes	Changing rooms with showers and toilets in the sports centre building	Good
Hingham Sports And Social Club	No	Yes	Yes	Yes	Yes	Club have access to toilets in the sports and social club.	Good

Site Name	Club House	Changing Rooms	Refreshments	Toilets	Disabled toilets and access	Description	Quality rating
Jubilee Hall Playing Fields	No	Yes	Yes	Yes	Yes	Changing pavilion with communal showers and toilets. No officials changing.	Standard
Ketts Park Community Recreation Centre	No	Yes	Yes	Yes	Yes	Club have a small portacabin which has a toilet and access to water. No changing rooms. Club can access facilities in the sports centre.	Poor
Langley School	No	Yes	Yes	Yes	Yes	Changing rooms with showers and toilets part of the school building.	Good
Little Melton Village Hall	No	No	No	Yes	No	Parish council building on site with toilet access.	Poor
Long Stratton High School	No	Yes	Yes	Yes	Yes	Part of the school building. 2 changing rooms with self-contained showers and toilets.	Standard
Maltings Meadow	Yes	Yes	Yes	Yes	Yes	Recently refurbished 4 team changing pavilion with kitchen, officials changing showers and toilets.	Good

Site Name	Club House	Changing Rooms	Refreshments	Toilets	Disabled toilets and access	Description	Quality rating
Oaklands Recreation Ground	Yes	Yes	Yes	Yes	Yes	Changing pavilion with showers and toilets.	Good
Playing Field Hempnall	No	No	No	Yes	Yes	Parish council building on site with toilet access.	Poor
Pulham Market Playing Field	No	No	No	No	No	No facilities on site.	Poor
Tasburgh Village Playing Field	No	Yes	Yes	Yes	Yes	Sports and social club on site that provides access to toilets.	Standard
The Edge Health & Fitness Club at Barnham Broom Hotel	No	Yes	Yes	Yes	Yes	Changing rooms with showers and toilets part of the sports centre. Only available to members.	Good

7.27 During the consultation Alburgh Tennis Club reported that they were dissatisfied with the lack of ancillary provision on their site.

7.28 Wymondham Tennis Club also reported that their ancillary provision was inadequate and that they would like to develop their own changing pavilion.

Demand

- 7.29 There are currently 9 tennis clubs based within South Norfolk. Club membership numbers were provided during the consultation process.
- 7.30 Edge Health and Fitness Club don't have a tennis specific membership and so gym members are also able to access the tennis courts. Therefore, they were unable to provide a breakdown of tennis members.
- 7.31 Similarly, Easton and Otley College don't have a membership programme, they offer pay and play access along with a range of competition and coaching programmes. On this basis, no membership detail has been provided for either of these 2 clubs.
- 7.32 An overview of membership numbers at tennis clubs in South Norfolk has been provided in table 7.6 for clubs who responded to the club survey. This shows that there is a combined membership of 818. It also shows if membership numbers have increased, decreased or stayed the same during the last 3 years.
- 7.33 Over 18's are classed as adult members and under 18's are classed as junior members.

Table 7.6 Membership at club sites

Site Name	Sub Analysis Area	PPS Site ID	Club Name	Adult Members	Junior Members	Membership Trends (Last 3 years)
Alburgh Tennis Club	South	1	Alburgh Tennis Club	57	16	Increased adults and junior members.
Brooke Village Hall	East	15	Brooke & District Tennis Club	60	40	Increased adult and junior members.
Bush Green Sports	South		Bush Green Tennis	Unknown	Unknown	Unknown.
Easton And Otley College	West	35	East & Otley Tennis Club	Unknown	Unknown	Unknown.
Heywood Sports & Leisure Club	South	53	Diss & Heywood Tennis Club	80	65	Increased adult and junior members.
Playing Field Hempnall	South	83	Hempnall Tennis Club	Unknown	Unknown	Unknown.

Site Name	Sub Analysis Area	PPS Site ID	Club Name	Adult Members	Junior Members	Membership Trends (Last 3 years)
Hingham Sports and Social Club	West	56	Hingham Tennis Club	176	67	Increased adult and junior members.
Ketts Park Community Recreation Centre	West	60	Wyndham Tennis Club	55	32	Decreased adult and junior members.
Maltings Meadow	East	69	Bungay Tennis Club	40	0	Increased adult and junior members.
Oaklands Recreation Ground	West	79	Cringleford Tennis Club	203	44	Increased adult members, decreased junior members.
The Edge Health & Fitness Club at Barnham Broom Hotel	West	108	Edge Tennis Club	Unknown	Unknown	Stayed the same.

- 7.34 50% of clubs who responded to the consultation stated that they had seen some level of growth in the last 3 years, whether that be adults or juniors. Several clubs attributed this to people taking up tennis during the pandemic.
- 7.35 Wyndham Tennis Club reported that their membership had decreased by up to 85% in the last 3 years. The club felt that this was due to a combination of the pandemic and poor quality of their courts. They are confident that once the new courts are provided, they will be able to grow membership numbers again. The club were unable to quantify their predicted growth during the consultation.
- 7.36 Edge Tennis Club also stated they were planning to grow their membership, but this was linked to gym membership as well. Alburgh, Bungay & Brooke & District tennis clubs all stated they were planning on growing their current membership numbers.

7.37 Only Alburgh Tennis Club were able to quantify their predicted to growth and this is provided in table 7.7.

Table 7.7 Club Membership Growth

Site Name	Sub Analysis Area	PPS Site ID	Club Name	Adult Members	Junior Members
Alburgh Tennis Club	South	1	Alburgh Tennis Club	0	10

Imported demand

7.38 Imported demand is demand that comes from outside of the study area to access provision due to a lack of provision or barriers to accessing provision where they are located.

7.39 There is no reported imported demand for tennis within South Norfolk. All clubs who responded to the consultation stated that the majority of their members are from within the study area.

Latent demand

7.40 Latent demand refers to demand that is not currently being met, due to perceived barriers to participation.

7.41 Sports England's Market Segmentation tool can be used to measure this for adults within specific sports and a defined area.

7.42 The Sport England Market Segmentation tool shows latent demand of 2,337 potential tennis players in South Norfolk. The most prevalent segment identified by the tool is Tim – Settling Down Males.

7.43 This is slightly lower than insight provided by the LTA, who suggested there is additional latent demand of 2,840.

7.44 Hingham Tennis Club identified latent demand for junior coaching sessions and stated they would require an additional court to accommodate this. It is worth noting that this is based on the club's interpretation of latent demand and doesn't reflect or impact upon the data provided by the LTA or Sport England.

Informal demand

7.45 It is assumed that informal tennis take place on sites that are available for community use, where there is no venue registered. This is especially prevalent on open access sites which have no controlled entry.

Overmarked Courts

7.46 Tennis courts are often overmarked with other sport markings such as netball and basketball, which can often affect access. This is often common on school sites. There are currently 8 sites in South Norfolk which have tennis courts that are overmarked, all of which are overmarked with netball courts, except for Hethersett Academy, which also includes overmarking for basketball. Sites with overmarked tennis courts are listed below. The majority of these are educational sites (7 in total). The only non-educational site is Tasburgh Village Playing Field:

- Archbishop Sancroft High School;
- Diss High School;
- Framingham and Earl High School Sports Centre;
- Hethersett Academy;
- Langley School;
- Long Stratton High School;
- Ormiston Victory Academy;
- Tasburgh Village Playing Field.

7.47 Whilst the courts at Maltings Meadow aren't overmarked, it is worth noting that they are also used for other sports such as football.

7.48 No issues were identified regarding this during the consultation.

Understanding the situation at individual sites

7.49 The LTA recommends that a non-floodlit hard court can accommodate 40 members whereas a floodlit hard court can accommodate 60 members. Air domed courts can accommodate 100 members and indoor courts 200 members. Grass tennis courts aren't considered, due to the finite capacity they have.

7.50 It should be noted that whilst some courts may have spare capacity, they may service demand from rural communities that can't access courts in other areas of the district.

7.51 Table 7.8 provides an overview of capacity at tennis club sites based on membership numbers. It also shows what capacity clubs have to cater for additional members, or if they are at capacity or oversubscribed.

Table 7.8 Capacity at club sites

Site name	Sub Analysis Area	PPS site Id	Club name	Adult members	Junior members	Capacity for members	Spare capacity for members
Alburgh Tennis Club	South	1	Alburgh Tennis Club	57	16	80	7
Brooke Village Hall	East	15	Brooke & District Tennis Club	60	40	80	-20
Bush Green Sports	South	124	Bush Green Tennis	Unknown	Unknown	60	Unknown
Easton and Otley College	West	35	East & Otley Tennis Club	Unknown	Unknown	280	Unknown
Heywood Sports & Leisure Club	South	53	Diss & Heywood Tennis Club	80	65	120	-25
Playing Field Hempnall	South	83	Hempnall Tennis Club	Unknown	Unknown	120	Unknown
Hingham Sports and Social Club	West	56	Hingham Tennis Club	176	67	120	-123
Ketts Park Community Recreation Centre	West	60	Wymondham Tennis Club	55	32	180	93

Site name	Sub Analysis Area	PPS site Id	Club name	Adult members	Junior members	Capacity for members	Spare capacity for members
Maltings Meadow	East	69	Bungay Tennis Club	40	0	120	80
Oaklands Recreation Ground	West	79	Cringleford Tennis Club	203	44	240	-7
The Edge Health & Fitness Club at Barnham Broom Hotel	West	108	Edge Tennis Club	Unknown	Unknown	120	Unknown

- 7.52 The table above indicates that overall club sites in South Norfolk have spare capacity of 5 members. It should be noted that an additional court will be provided at Ketts Park Community Recreation Centre when the existing courts there are resurfaced.
- 7.53 Hingham Sports and Social Club is currently oversubscribed by the highest number of members meaning that the West currently has the most overplayed courts within South Norfolk.
- 7.54 Should the LTA's latent demand be realised, then tennis courts on club sites could be over capacity by 2,835 members.
- 7.55 Wymondham Tennis are due to provide an additional floodlit tennis court. Cringleford Tennis Club are also keen to resurface their grass courts to a macadam surface and both would therefore provide additional capacity.
- 7.56 It is assumed that non club sites have spare capacity as they are catering for informal tennis. The focus on these sites should be ensuring that they are of an appropriate standard to continue to cater for informal tennis provision.

Summary

Tennis

- There are 27 sites in South Norfolk that provide outdoor tennis courts. This amasses to 82 courts in total;
- 69 of these courts are available for community use;
- 35 tennis courts available for community use have floodlights;
- The majority of tennis courts provided in South Norfolk have a macadam surface (69%);
- Wymondham Tennis Club based at Ketts Park Community Recreation Centre are due to have their courts resurfaced. An additional court will also be provided bringing the total number of tennis courts on site to 4;
- Provision is deemed to be unsecured on 3 club sites, these are Diss and Heywood Tennis Club, Easton & Otley Tennis Club and Edge Tennis;
- 23 tennis courts were assessed as good, 40 were assessed as standard and 6 as poor;
- 3 clubs reported plans to increase their current membership levels by a total of 140 adult members and 45 junior members;
- There is only demand for an additional 15 members on existing club sites in South Norfolk;
- 2 sites currently have spare capacity whilst there are 3 sites that are over capacity.

8. Netball

Introduction

- 8.1 England Netball are responsible for governing Netball in England and South Norfolk. They have recently developed a new 10 year 'Adventure Strategy' which seeks to build on the momentum created over recent years and take netball to new heights. ([Click here for England Netball Adventure Strategy 2021-2031](#))
- 8.2 The purpose of the strategy is to lead a movement, on and beyond the court. To achieve this there are 6 destinations that are underpinned by 14 game changers.
- 8.3 The 6 destinations are:
1. A game for life;
 2. A world leading game;
 3. A visible presence;
 4. A resonant voice;
 5. A thriving collective;
 6. An extraordinary experience.

Consultation

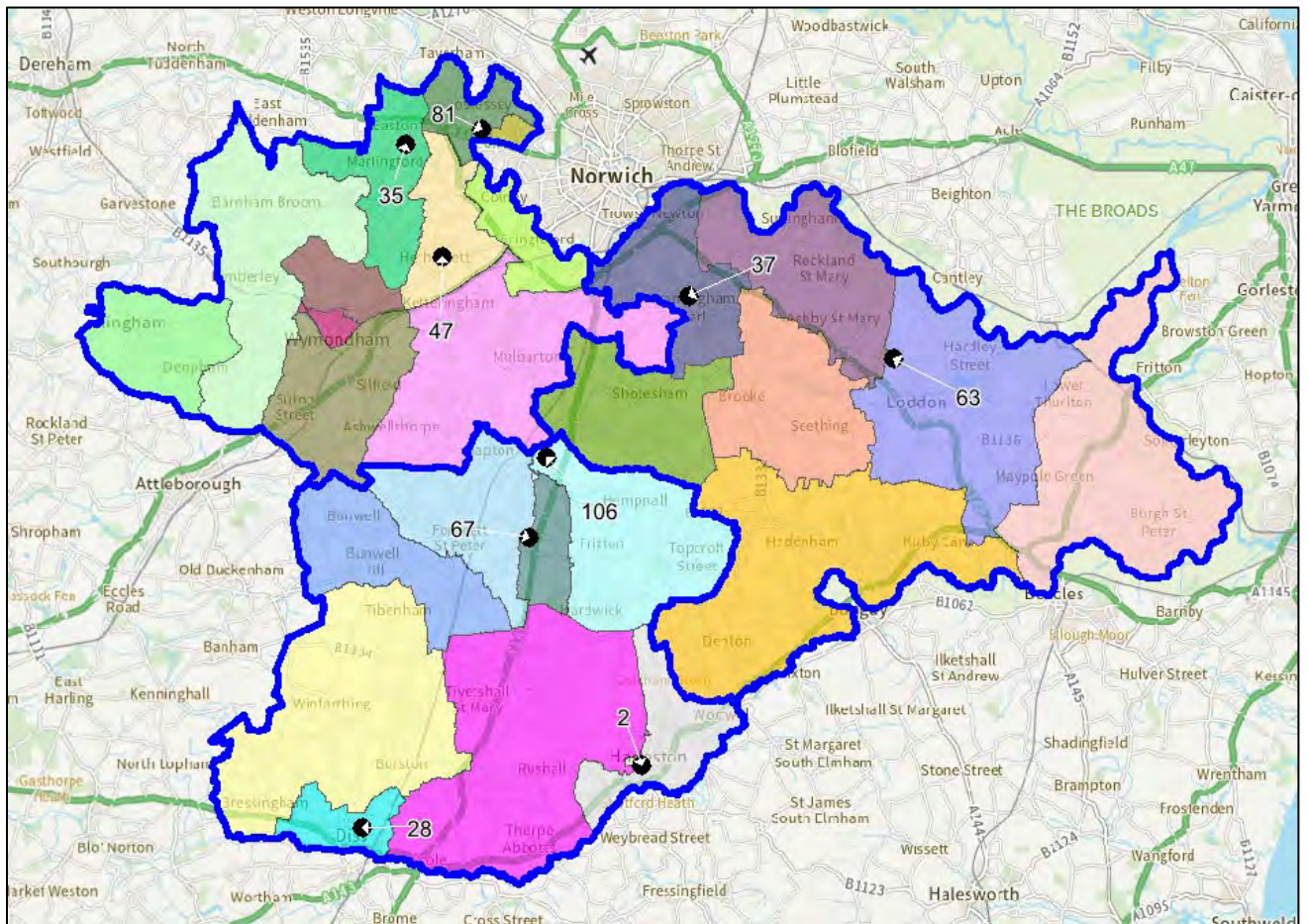
- 8.4 There are currently no teams located within South Norfolk. This purely relates to outdoor netball teams. Indoor provision will be picked up in the Built Facilities Strategy.
- 8.5 The South Norfolk Netball League is run on a central venue basis at Rickingham Recreation Ground. On this basis consultation was carried out with the South Norfolk Netball League.
- 8.6 Rickingham Recreation Ground falls outside of the study area and is located in Mid Suffolk, therefore demand that takes place on this site will be referred to as exported demand and picked up in the relevant section of this report.

Supply

- 8.7 There are currently 9 sites in South Norfolk providing outdoor netball courts. This amasses to 24 courts in total, 8 sites are available for community use which provides 18 courts in total. 2 of these are Parish Council sites, the rest are educational sites.

8.8 Figure 8.1 shows that the majority of netball courts are provided in the South sub analysis area (10 courts). There is then an even split between the East and West with each having 4 courts. The number on the figure relate to the PPS site ID in table 8.1.

Figure 8.1 Map of netball courts in South Norfolk



8.9 Table 8.1 provides an overview of outdoor netball court provision in South Norfolk.

Table 8.1 Overview of netball provision in South Norfolk

Site name	Sub analysis area	PPS site ID	Management type	Flood lit	Number of courts	Surface type	Community use category
Archbishop Sancroft High School	South	2	School / College / University (in house)	No	2	Tarmac	Available for community use and used
Diss High School	South	28	School / College / University (in house)	No	4	Macadam	Not available for community use
Easton and Otley College	West	35	School / College / University (in house)	Yes	2	Concrete	Available for community use and used
Easton and Otley College	West	35	School / College / University (in house)	Yes	2	Concrete	Available for community use and used
Framingham Earl High School Sports Centre	East	37	School / College / University (in house)	Yes	2	Artificial	Available for community use and used
Hethersett Academy	West	47	School / College / University (in house)	No	2	Tarmac	Available for community use and used
Hethersett Academy	West	47	School / College / University (in house)	No	2	Macadam	Available for community use and used
Langley School	East	63	School / College / University (in house)	Yes	2	Macadam	Available for community use and used

Site name	Sub analysis area	PPS site ID	Management type	Flood lit	Number of courts	Surface type	Community use category
Long Stratton High School	South	67	School / College / University (in house)	No	3	Tarmac	Available for community use but unused
Ormiston Victory Academy	West	81	School / College / University (in house)	Yes	2	Macadam	Not available for community use
Tasburgh Village Playing Field	South	106	Community Organisation	Yes	1	Concrete	Available for community use and used

Lapsed and disused courts

- 8.10 A disused site is a site that previously had courts laid out but no longer does. Once a site has been disused for 5 years or more it becomes known as lapsed. This means it now falls outside of Sport England's statutory remit but is still assessed using the criteria within Paragraph 99 of the National Planning Policy Framework.
- 8.11 There is 1 disused site in South Norfolk that previously contained netball courts, and this is Hethersett Old Hall School. The school closed in September 2019 and previously provided 2 netball courts, which are now unavailable.

Ownership and management

- 8.12 All netball courts in South Norfolk are located on educational sites, except for the courts at Tasburgh Village Playing Field.
- 8.13 Community use at educational sites is generally deemed unsecured unless known otherwise, whilst community use is generally deemed secure on Local Authority and Town and Parish council sites unless known otherwise.

- 8.14 Table 8.2 provides an overview of ownership and management at sites that provide outdoor netball courts for community use. It also shows if tenure is deemed secure or unsecured.

Table 8.2 Overview of ownership and management at netball sites

Site Name	Sub Analysis Area	PPS Site ID	Ownership Type	Management Type	Security of community use
Archbishop Sancroft High School	South	2	Voluntary Aided School	School / College / University (in house)	Unsecured
Easton and Otley College	West	35	Further Education	School / College / University (in house)	Unsecured
Framingham Earl High School Sports Centre	East	37	Community school	School / College / University (in house)	Unsecured
Hethersett Academy	West	47	Academies	School / College / University (in house)	Unsecured
Langley School	East	63	Other Independent School	School / College / University (in house)	Unsecured
Long Stratton High School	South	67	Community school	School / College / University (in house)	Unsecured
Tasburgh Village Playing Field	South	106	Community Organisation	Community Organisation	Secured

Surface

- 8.15 Of the 18 netball courts available for community use, the majority are a macadam surface (11 in total). There are 2 artificial courts and 5 concrete courts.

Floodlighting

Of the 18 netball courts available for community use, 9 are also floodlit. The majority of floodlit court provision is located on education sites, with the exception of the 1 court at Tasburgh Village Playing Field.

Quality

8.16 All 18 netball courts that are available for community use in South Norfolk were assessed as part of the non-technical assessment process to determine their quality.

7.57 Netball courts were assessed as follows:

- Good (81% or above);
- Standard (51%-80%);
- Poor (50% or below).

8.17 Table 8.3 provides an overview of the quality of netball courts on a site-by-site basis.

Table 8.3 Site by site netball court quality

Site Name	Sub Analysis Area	PPS Site ID	Floodlighting	Number of courts	Surface Type	Rating
Archbishop Sancroft High School	South	2	No	2	Macadam	Poor
Easton and Otley College	West	35	Yes	2	Concrete	Standard
Easton and Otley College	West	35	Yes	2	Concrete	Standard
Framingham Earl High School Sports Centre	East	37	Yes	2	Artificial	Standard
Hethersett Academy	West	47	No	2	Macadam	Standard
Hethersett Academy	West	47	No	2	Macadam	Good
Langley School	East	63	Yes	2	Macadam	Good
Long Stratton High School	South	67	No	3	Macadam	Standard
Tasburgh Village Playing Field	South	106	Yes	1	Concrete	Standard

8.18 Table 8.4 shows the number of good, standard and poor quality netball courts there are in each of the sub analysis areas.

Table 8.4 Netball court quality by sub area

Sub analysis area	Good (courts)	Standard (courts)	Poor (courts)
East	2	2	0
West	2	6	0
South	0	4	0
Total	4	12	0

8.19 No competitive netball takes place within South Norfolk, although it is understood that all the teams who compete in the South Norfolk Netball League come from South Norfolk and access some sites for training.

8.20 The league stated that the quality of the courts at Rickingham Recreation Ground was good, and this is one of the reasons that the league is based at the site.

Ancillary provision

8.21 All sites that provide community access for netball courts also provide ancillary facilities. As the majority of the sites are educational, this provision is included as part of the school building.

8.22 The Norwich Netball League stated that access to ancillary provision for its clubs had been restricted at sites they use for fixtures during the pandemic, but that this was now easing.

8.23 Ancillary provision relates to the provision of a club house, toilets for players and spectators, access to refreshments and whether or not facilities are compliant with the Disability Discrimination Act (DDA).

8.24 Table 8.5 provides an overview of ancillary provision at sites that provide outdoor netball courts.

Table 8.5 Overview of Ancillary provision

Site Name	Club House	Changing Rooms	Refreshments	Toilets	Disabled toilets and access	Description	Quality Rating
Archbishop Sancroft High School	N	Y	Y	Y	Y	Changing provision part of school building. Toilets and showers provided.	Standard
Easton and Otley College	N	Y	Y	Y	Y	Changing rooms with showers and toilets in the sports centre building.	Good
Framingham Earl High School Sports Centre	N	Y	Y	Y	Y	Part of the sport centre building. 4 changing rooms with showers and toilets.	Standard
Hethersett Academy	N	Y	Y	Y	Y	Changing provision part of school building. No internal toilets or showers provided.	Poor
Langley School	N	Y	Y	Y	Y	Changing rooms with showers and toilets available.	Good
Long Stratton High School	N	Y	Y	Y	Y	Part of the school building. 2 changing rooms with self-contained showers and toilets.	Standard

Site Name	Club House	Changing Rooms	Refreshments	Toilets	Disabled toilets and access	Description	Quality Rating
Tasburgh Village Playing Field	N	Y	Y	Y	Y	Village hall with access to toilets.	Standard

Demand

- 8.25 There is currently no demand for netball in South Norfolk from a match play perspective.
- 8.26 All demand is currently exported into Mid Suffolk at Rickingham Recreation Ground.
- 8.27 The South Norfolk Netball League stated that demand had decreased this season due to the pandemic with the league reducing from 10 teams to 5.
- 8.28 They also stated that they would be keen to identify a venue within South Norfolk that could host the league as this is where all the teams travel from.

Latent demand

- 8.29 Consultation with England Netball didn't identify any latent demand for netball in South Norfolk.

Imported demand

- 8.30 There is no imported demand in South Norfolk due to there being no netball league based in the Local Authority Area.

Informal demand

- 8.31 England Netball also run 3 programmes to increase participation informally. An overview of these programmes has been provided below. There aren't currently any of these programmes being delivered in South Norfolk on outdoor netball courts.

Back to Netball

- 8.32 Back to Netball is designed to reintroduce people back to netball in a fun and friendly environment. To date more than 110,000 people nationally have rediscovered netball through the programme.
- 8.33 Sessions are open people of any age, gender or skill level but are tailored around those who haven't played for an extended period of time.
- 8.34 Sessions are delivered in a 6-10 week block with a qualified coach.

Netball Now

- 8.35 Netball Now is a turn up a play programme for anyone over the age of 16 who is looking to play netball without a weekly commitment.
- 8.36 There is no coaching involved or league table and participants can simply turn up and play.

Walking Netball

- 8.37 Walking Netball is similar to the original format of the game but is played at a walking pace.
- 8.38 It is open to anyone but is very popular with older participants.

Summary

Netball

- There is no netball league based within South Norfolk. The South Norfolk Netball League is hosted at Rickinghall Recreation Ground which is in Mid Suffolk;
- There are currently 9 sites in South Norfolk providing outdoor netball courts. This equates to 24 courts in total. 8 sites are available for community use which provides 18 courts in total. 2 of these are Parish Council sites, the rest are educational sites;
- There are 10 netball courts in the South sub analysis area and 4 each in the East and West sub analysis areas;
- Of the 18 netball courts available for community use, the majority are a macadam surface, 11 in total. There are 2 artificial courts and 5 concrete;
- Of the 18 netball courts available for community use, 9 are also floodlit.;
- 4 netball courts were assessed as good quality, and 12 as standard. 0 courts were assessed as being poor quality;
- The South Norfolk Netball League reported there has been a drop in team numbers due to the pandemic;
- They also reported aspirations to find a venue within South Norfolk to host the league as this is where all the teams are based.

9. Bowls

Introduction

- 9.1 Bowls England are the National Governing Body for Flat Green Lawn Bowls in England and South Norfolk.
- 9.2 They have recently developed a new 5-year strategy called Fit For The Future. The strategy aims to get more people playing and enjoying bowls, with a target of 1 million bowls experiences per year by 2026. ([Click here for Bowls England Fit For The Future 2021 - 2026](#))
- 9.3 In order to achieve this the strategy has 5 priority areas:
- Building the brand of bowls by increasing focus on international & top domestic bowls, and utilizing opportunities such as Birmingham 2022 to achieve larger media coverage;
 - Ensuring the sport is truly accessible to all by offering different formats of the game which suit all time constraints, as well as driving more people to clubs in new ways;
 - Creating positive playing experiences for everyone who steps on the green, both for casual and competitive players, as well as growing our events calendar and introducing a Performance Pathway;
 - Putting volunteers first, as the lifeblood of our sport, by increasing our support for clubs in order to empower them to thrive;
 - Leading the sport with purpose by developing our Governance structures, diversifying our revenue streams, and work collaboratively with all the sport's key stakeholders.
- 9.4 The English Bowling Federation was formed in 1945 and it is made up of 13 counties running down the eastern side of the country. The counties are Cleveland, Derbyshire, Durham, Humberside, Huntingdonshire, Lincolnshire, Norfolk, Northamptonshire, North Cambridgeshire, North Essex, Northumberland, Nottinghamshire and Suffolk.
- 9.5 The Norfolk County Bowls Association is the controlling body for outdoor and indoor bowls played under the English Bowling Federation rules in Norfolk. Its roots lay in the Norfolk and Suffolk Bowls Union which was formed in 1912.
- 9.6 Bowls England has also established, in conjunction with other organisations the Bowls Development Alliance (BDA).

9.7 The BDA works across the country with clubs and county associations to ‘sustain, grow and develop the sport in partnership with the bowls family.

Consultation

9.8 There are currently 12 bowls clubs operating in South Norfolk. All clubs were sent a club survey as part of the consultation process and 8 responded. This represents a 66% club response rate.

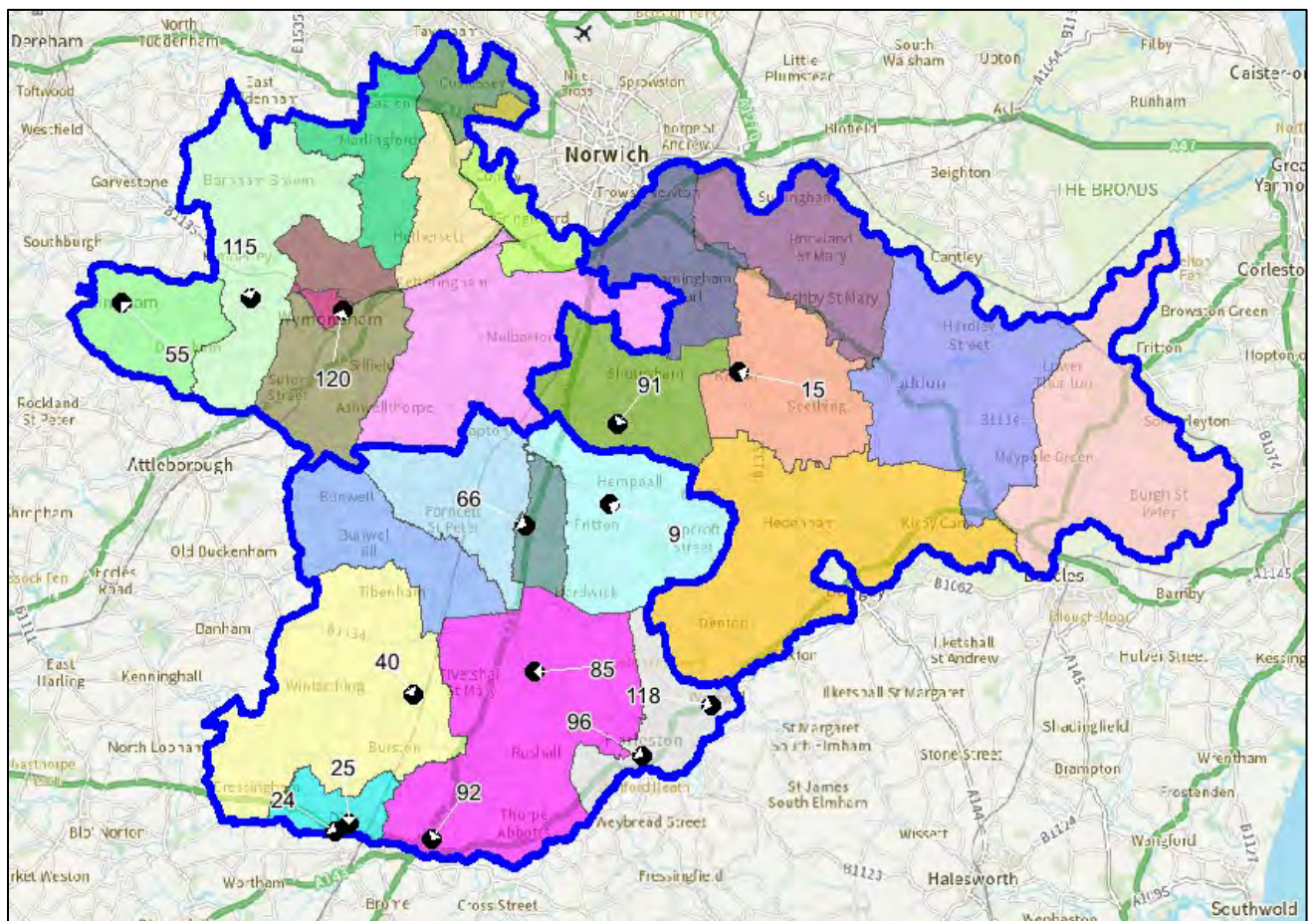
9.9 Consultation was also carried out with Bowls England and Federation Bowls. The Bowls Development Alliance were also contacted but didn't respond.

Supply

9.10 There are 14 sites providing bowling greens in South Norfolk. As shown in figure 9.1 there are more bowling greens located in the South sub analysis area (9) than there are in the West (3) and East (2).

9.11 The numbers in the figure relate to the PPS site ID in table 9.1.

Figure 9.1 Map of bowls sites in South Norfolk



9.12 Table 9.1 provides an overview of bowls sites in South Norfolk.

Table 9.1 Overview of bowls sites in South Norfolk

Site name	Sub analysis area	PPS site ID	Management type	Number of rinks
Beeches Bowls Club	South	9	Sports Club	6
Brooke Village Hall	East	15	Sport Club	4
Diss And District Bowls Club	South	24	Sport Club	6
Diss Causeway Bowls Club	South	25	Sport Club	6
Gissing Bowls Club	South	40	Sport Club	6
Hingham Rectory Bowls Club	West	55	Sport Club	6
Long Stratton Bowls Club	South	66	Sport Club	6
Pulham Market Bowls Club	South	85	Sports Club	6
Saxlingham Playing Field	East	91	Sports Club	6
Scole and District Bowls Club	South	92	Sport Club	6
Shotford Bowling Club	South	96	Sport Club	6
Wicklewood Bowls Club	West	115	Sport Club	5
Wortwell Playing Field	South	118	Local Authority (in house)	6
Wymondham Dell Bowls Club	West	120	Sport Club	6

Lapsed and disused greens

9.13 There were no bowling greens reported as lapsed or disused in South Norfolk

Ownership and management

9.14 Bowling greens in South Norfolk are either located on Parish Council sites or club sites. Security of community use on Local Authority, Town or Parish Council sites is generally deemed to be secured unless known otherwise. Tenure is deemed unsecured if use of the site cannot be guaranteed for the next 3 years. None of the clubs who responded to the reported that this was an issue. The following clubs reported that they have the freehold for their sites.

- Diss & District Bowls Clubs;
- Gissing Bowls Club;
- Hingham Bowls Club;
- Shotford Bowls Club;
- Wymondham Dell Bowls Club.

Quality

9.15 12 of the 14 bowls sites were visited to assess the quality of the greens and ancillary provision. It wasn't possible to gain access to Beeches Bowls Club and Wortwell Playing Field. Bowls sites were assessed as follows:

- Good (81% or above);
- Standard (51%-80%);
- Poor (50% or below).

9.16 Table 9.2 provides an overview of the quality of bowling greens in South Norfolk.

Table 9.2 Site by site bowling green quality

Site name	Sub analysis area	PPS site ID	Flood lit	Rating
Brooke Village Hall	East	15	No	Standard
Diss And District Bowls Club	South	24	No	Good
Diss Causeway Bowls Club	South	25	No	Standard
Gissing Bowls Club	South	40	No	Standard
Hingham Rectory Bowls Club	West	55	No	Standard
Long Stratton Bowls Club	South	66	No	Good
Pulham Market Bowls Club	South	85	No	Good
Saxlingham Playing Field	East	91	No	Standard
Scole And District Bowls Club	South	92	No	Standard
Shotford Bowling Club	South	96	No	Standard

Site name	Sub analysis area	PPS site ID	Flood lit	Rating
Wicklewood Bowls Club	West	115	No	Standard
Wymondham Dell Bowls Club	West	120	No	Good

- 9.17 All bowling greens in South Norfolk were assessed as either Good (4) or Standard (8).
- 9.18 No bowling greens in South Norfolk are floodlit. Floodlit bowling greens aren't required to play but provide additional availability at the beginning and end of the season.

Ancillary provision

- 9.19 Ancillary provision at bowls sites is varied in South Norfolk.
- 9.20 During the consultation Long Stratton Bowls Club stated that they would like to provide a new kitchen and a covered outdoor spectator area. Wymondham Dell Bowls Club were in the process of having their kitchen refurbished when the site assessment took place.
- 9.21 No other clubs reported any concerns with their existing ancillary provision or plans to develop them.
- 9.22 It was not possible to access the ancillary provision during the visit to Diss Causeway Bowls Club. Therefore, the site hasn't been included below.
- 9.23 Ancillary provision relates to the provision of a club house, toilets for players and spectators, access to refreshments and whether or not facilities are compliant with the Disability Discrimination Act (DDA).
- 9.24 Table 9.3 show which bowls sites provide these facilities.

Table 9.3 Overview of ancillary provision

Site name	Club house	Changing rooms	Refreshments	Toilets	Disabled toilets and access	Description	Rating
Brooke Village Hall	Yes	No	Yes	Yes	No	Small pavilion with access to toilets.	Poor
Diss And District Bowls Club	Yes	Yes	Yes	Yes	Yes	Pavilion with changing rooms, bar and social space.	Good
Gissing Bowls Club	Yes	Yes	Yes	Yes	No	Small pavilion with changing rooms toilets and kitchen.	Standard
Hingham Rectory Bowls Club	Yes	Yes	Yes	Yes	No	Pavilion with social space, changing room, kitchen and toilets.	Standard

Site name	Club house	Changing rooms	Refreshments	Toilets	Disabled toilets and access	Description	Rating
Long Stratton Bowls Club	Yes	Yes	Yes	Yes	No	Pavilion with changing rooms, bar and social space.	Standard
Pulham Market Bowls Club	Yes	Yes	Yes	Yes	No	Pavilion with social space, kitchen and toilets	Standard
Saxlingham Playing Field	Yes	Yes	Yes	Yes	No	Small pavilion with kitchen and toilets.	Good
Scole And District Bowls Club	Yes	Yes	Yes	Yes	No	Small portacabin on site for provision of drinks. Club use the sports and social club on site for hospitality.	Poor
Shotford Bowling Club	Yes	Yes	Yes	Yes	Yes	Pavilion with large social space, bar, changing rooms and toilets.	Good
Wicklewood Bowls Club	Yes	Yes	Yes	Yes	No	Portacabin with changing rooms, toilets, small kitchen and social space.	Standard
Wymondham Dell Bowls Club	Yes	Yes	Yes	Yes	No	Pavilion with changing rooms, toilets, kitchen and social space.	Good

Demand

9.25 Bowls England state that a site with 1 green can accommodate up to 100 members. Table 9.4 provides an overview of membership numbers at bowls clubs in South Norfolk. Where clubs didn't respond to the consultation this data has been provided by either Bowls England or Federation Bowls where possible.

Table 9.4 Membership at bowls clubs

Site Name	Sub Analysis Area	PPS Site ID	Club Name	Adult members	Junior members	Capacity (members)
Beeches Bowls Club	South	9	Beeches Bowls Club	33	0	67
Diss And District Bowls Club	South	24	Diss and District Bowls Club	140	2	-42
Diss Causeway Bowls Club	South	25	Diss Causeway Bowls Club	9	0	91
Gissing Bowls Club	South	40	Gissing Bowls Club	18	0	82
Hingham Rectory Bowls Club	West	55	Higham Rectory Bowls Club	44	0	56
Long Stratton Bowls Club	South	66	Long Stratton Bowls Club	35	0	65
Pulham Market Bowls Club	South	85	Pulham Market Bowls Club	20	0	80
Saxlingham Playing Field	East	91	Saxon Bowls Club	0	0	100
Scole And District Bowls Club	South	92	Scole and District Bowls Club	23	0	77
Shotford Bowling Club	South	96	Shotford Bowls Club	230	0	-130
Wicklewood Bowls Club	West	115	Wickelwood Bowls Club	16	0	84
Wortwell Playing Field	South	118	Wortwell Bowls Club	15	0	85

Site Name	Sub Analysis Area	PPS Site ID	Club Name	Adult members	Junior members	Capacity (members)
Wymondham Dell Bowls Club	West	120	Wymondham Dell Bowls Club	310	1	-211

9.26 Of bowls sites where membership numbers have been confirmed, only 3 sites don't currently have spare capacity, Diss and District Bowls Club, which is over capacity by 42 members, Shotford Bowls Club which is over capacity by 130 members and Wymondham Dell Bowls Club which is over capacity by 211 members. Overall, there is spare capacity for 404 bowls members in South Norfolk.

Future Demand

9.27 Table 9.5 shows clubs who reported through the consultation process plans to grow their membership and the number of new members they are looking to attract. Whilst Diss and District Bowls Club and Shotford Bowls Club are currently over capacity, it should be noted that they also provide indoor bowls provision, and their membership numbers are for the club as a whole.

Table 9.5 Future club demand

Club Name	Adult Members	Junior Members
Diss and District Bowls Club	60	10
Gissing Bowls Club	6	0
Hingham Rectory Bowls Club	10	0
Long Stratton Bowls Club	20	10
Scole and District Bowls Club	6	0
Shotford Bowls Club	50	0
Total	152	20

Latent demand

- 9.28 Latent demand refers to demand that is not currently being met due to perceived barriers to participation.
- 9.29 None of the bowls clubs in South Norfolk reported any latent demand.
- 9.30 Sports England's Market Segmentation tool can be used to measure this for adults within specific sports and a defined area.
- 9.31 The Market Segmentation tool currently identifies demand for 244 people wanting to take up bowls in South Norfolk.

- 9.32 The most dominant segments are Roger and Joy (Early Retirement Couples) and Ralph and Phyllis (Comfortable Retired Couples).
- 9.33 If this demand was realised it isn't envisaged that bowling greens in South Norfolk would be over capacity.
- 9.34 Future investment should be focused on ensuring that the existing stock is fit for purpose and able to meet the requirements of members and residents.

Summary

Bowls

- There are 14 sites providing bowling greens in South Norfolk. 9 of these are in the South sub analysis area, 3 are in the West and 2 in the East;
- There were no bowling greens reported as lapsed or disused in South Norfolk;
- 12 of the 14 bowling green in South Norfolk were assessed. 4 were assessed as good and 8 as standard. 0 bowling greens were assessed as being poor;
- All sites have access to some form of ancillary provision;
- No bowling greens in South Norfolk are floodlit;
- There are currently 896 bowls members across clubs in South Norfolk. This breaks down to 893 adult member and 3 junior members;
- There is currently spare capacity across bowling greens in South Norfolk for 404 members;
- Consultation identified future growth of 172 members in total at clubs within South Norfolk;
- There should be sufficient capacity on existing bowling greens to cater for future demand in South Norfolk.

10. Next Steps

- 10.1 The findings within this report will be used to develop the Greater Norwich PPS and Action Plan. The Strategy and Action Plan will bring together the 3 Assessment reports for Broadland, South Norfolk and Norwich into 1 and identify where existing shortfalls in provision are.
- 10.2 Scenario testing will also be carried out to assess what impact certain scenarios will have on provision in the 3 Local Authority areas.
- 10.3 The Action plan will then provide a site by site overview of each Local Authority's provision and state if it falls under the category of Protect, Enhance or Provide.