

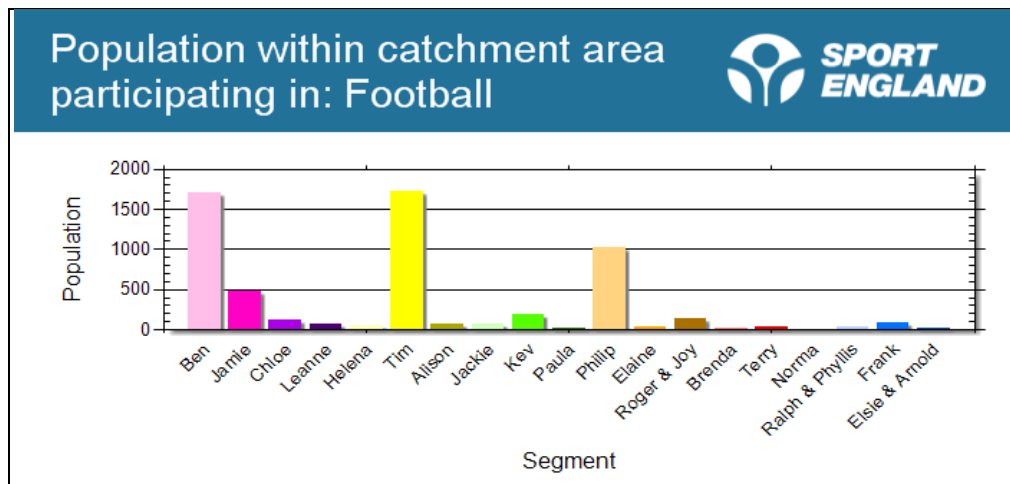
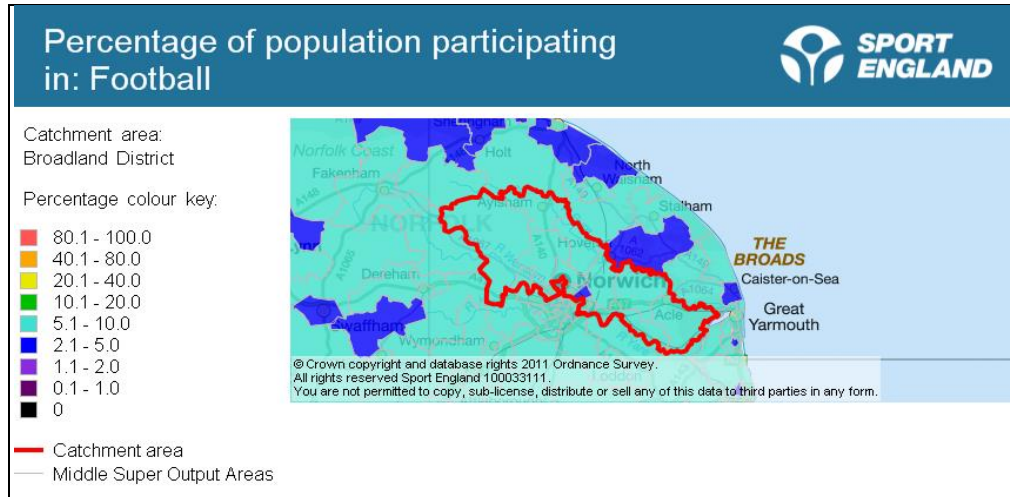
APPENDIX MS1

MARKET SEGMENTATION DATA

FOOTBALL

BROADLAND

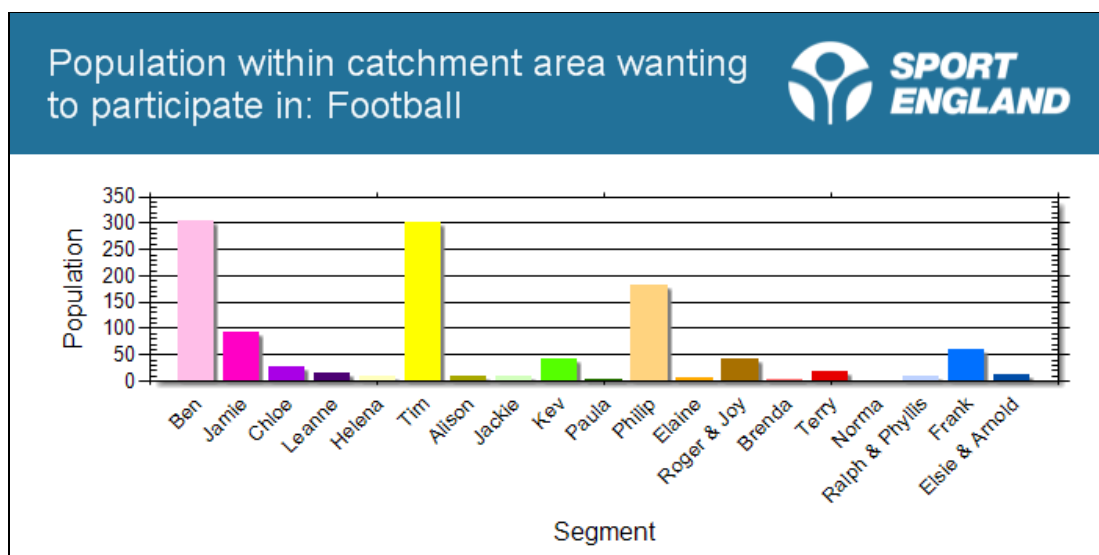
Actual



Segment	Catchment Pop.	CSP Pop.	Rgn Pop.	Nat Pop.	Catchment %	CSP %	Rgn %	Nat %
Ben	1699	9637	78822	663400	29	23.4	26.6	24.1
Jamie	471	8096	49789	606287	8.1	19.7	16.8	22
Chloe	111	609	5183	41643	1.9	1.5	1.7	1.5
Leanne	65	813	5158	61527	1.1	2	1.7	2.2
Helena	57	347	2507	20606	1	0.8	0.8	0.7
Tim	1717	8543	69409	528079	29.4	20.8	23.4	19.2
Alison	75	324	2771	20389	1.3	0.8	0.9	0.7
Jackie	68	416	2961	27049	1.2	1	1	1
Kev	184	3544	22192	288786	3.1	8.6	7.5	10.5
Paula	23	531	3513	41359	0.4	1.3	1.2	1.5
Philip	1018	5612	39457	319944	17.4	13.6	13.3	11.6
Elaine	31	182	1222	9792	0.5	0.4	0.4	0.4
Roger & Joy	144	759	4013	29933	2.5	1.8	1.4	1.1

Segment	Catchment Pop.	CSP Pop.	Rgn Pop.	Nat Pop.	Catchment %	CSP %	Rgn %	Nat %
Brenda	13	166	936	12766	0.2	0.4	0.3	0.5
Terry	39	677	3783	44056	0.7	1.6	1.3	1.6
Norma	3	63	363	4411	0.1	0.2	0.1	0.2
Ralph & Phyllis	33	234	1514	11418	0.6	0.6	0.5	0.4
Frank	79	464	2290	19462	1.4	1.1	0.8	0.7
Elsie & Arnold	19	131	673	6088	0.3	0.3	0.2	0.2
Total	5849	41148	296556	2756995	100.2	99.9	99.9	100.1

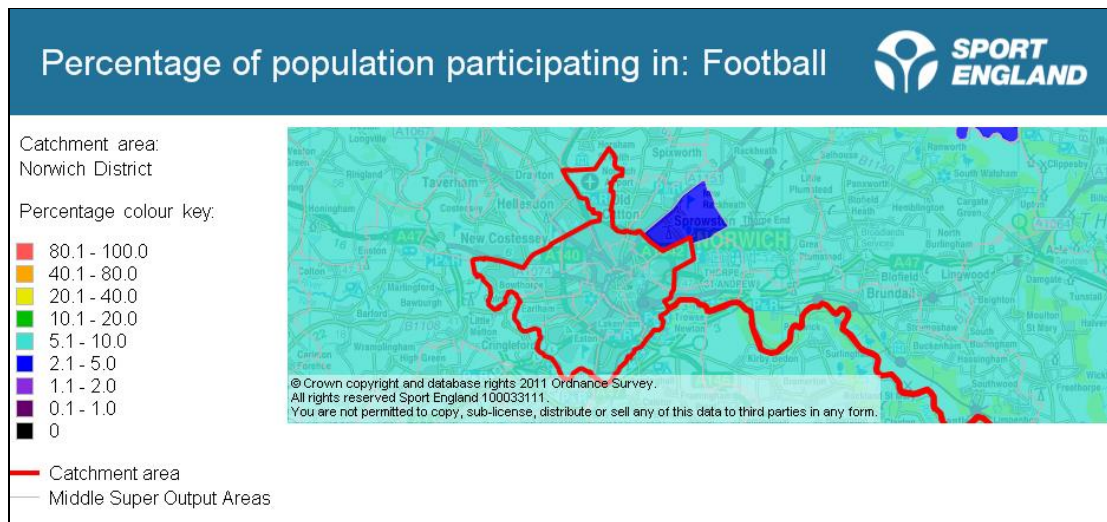
Potential



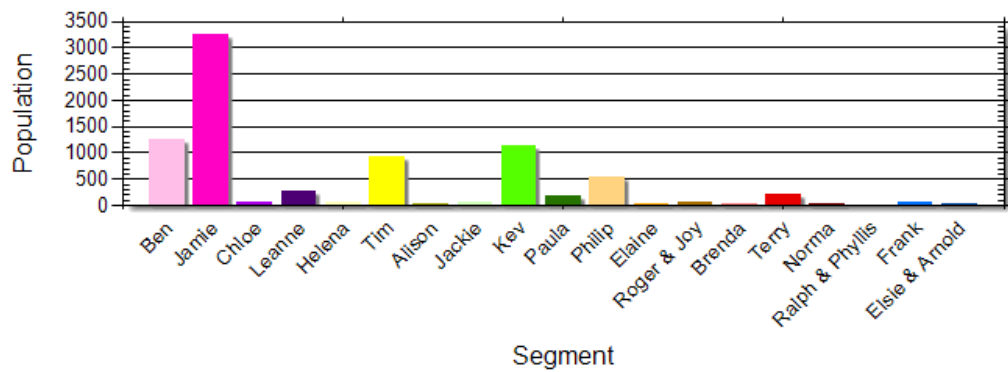
Segment	Catchment Pop.	CSP Pop.	Rgn Pop.	Nat Pop.	Catchment %	CSP %	Rgn %	Nat %
Ben	304	1724	14100	118669	26.5	20.9	24.4	21.8
Jamie	92	1571	9658	117597	8	19	16.7	21.6
Chloe	26	140	1186	9524	2.3	1.7	2	1.7
Leanne	16	189	1199	14296	1.4	2.3	2.1	2.6
Helena	9	52	373	3066	0.8	0.6	0.6	0.6
Tim	301	1494	12132	92300	26.3	18.1	21	16.9
Alison	8	33	278	2044	0.7	0.4	0.5	0.4
Jackie	10	59	418	3817	0.9	0.7	0.7	0.7
Kev	42	803	5025	65386	3.7	9.7	8.7	12
Paula	3	55	360	4231	0.3	0.7	0.6	0.8
Philip	183	1009	7088	57474	16	12.2	12.2	10.5
Elaine	6	37	244	1952	0.5	0.4	0.4	0.4
Roger & Joy	42	219	1155	8613	3.7	2.7	2	1.6
Brenda	2	26	143	1944	0.2	0.3	0.2	0.4
Terry	19	336	1874	21824	1.7	4.1	3.2	4
Norma	1	14	76	914	0.1	0.2	0.1	0.2
Ralph & Phyllis	10	67	429	3234	0.9	0.8	0.7	0.6
Frank	60	351	1736	14749	5.2	4.2	3	2.7
Elsie & Arnold	12	83	425	3840	1	1	0.7	0.7
Total	1146	8262	57899	545474	100.2	100	99.8	100.2

NORWICH

Actual

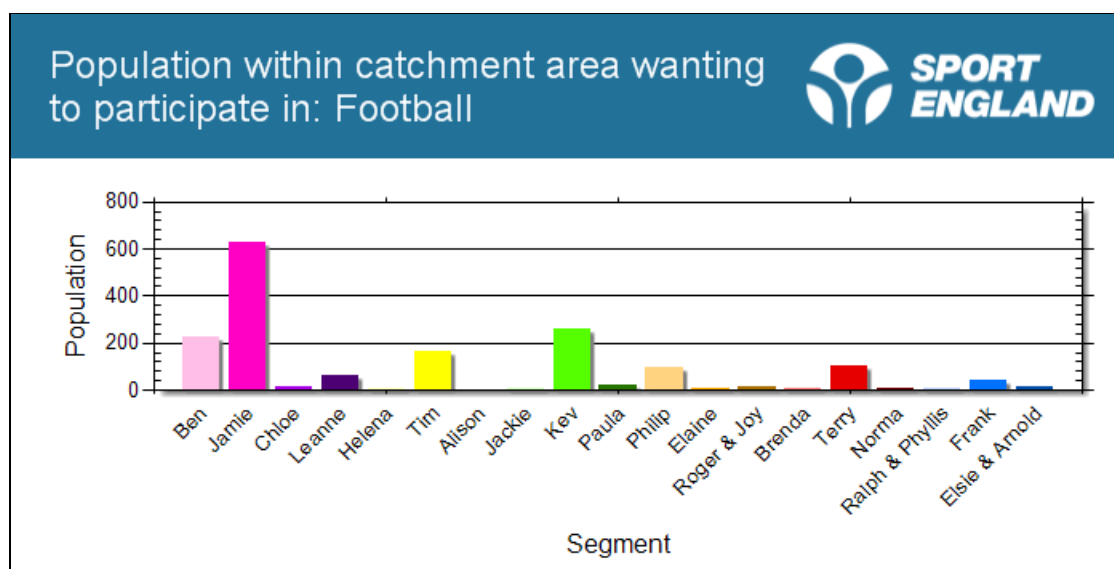


Population within catchment area participating in: Football



Segment	Catchment Pop.	CSP Pop.	Rgn Pop.	Nat Pop.	Catchment %	CSP %	Rgn %	Nat %
Ben	1265	9637	78822	663400	15.4	23.4	26.6	24.1
Jamie	3240	8096	49789	606287	39.5	19.7	16.8	22
Chloe	64	609	5183	41643	0.8	1.5	1.7	1.5
Leanne	268	813	5158	61527	3.3	2	1.7	2.2
Helena	60	347	2507	20606	0.7	0.8	0.8	0.7
Tim	926	8543	69409	528079	11.3	20.8	23.4	19.2
Alison	21	324	2771	20389	0.3	0.8	0.9	0.7
Jackie	53	416	2961	27049	0.6	1	1	1
Kev	1147	3544	22192	288786	14	8.6	7.5	10.5
Paula	192	531	3513	41359	2.3	1.3	1.2	1.5
Philip	542	5612	39457	319944	6.6	13.6	13.3	11.6
Elaine	19	182	1222	9792	0.2	0.4	0.4	0.4
Roger & Joy	54	759	4013	29933	0.7	1.8	1.4	1.1
Brenda	40	166	936	12766	0.5	0.4	0.3	0.5
Terry	206	677	3783	44056	2.5	1.6	1.3	1.6
Norma	21	63	363	4411	0.3	0.2	0.1	0.2
Ralph & Phyllis	15	234	1514	11418	0.2	0.6	0.5	0.4
Frank	54	464	2290	19462	0.7	1.1	0.8	0.7
Elsie & Arnold	20	131	673	6088	0.2	0.3	0.2	0.2
Total	8207	41148	296556	2756995	100.1	99.9	99.9	100.1

Potential

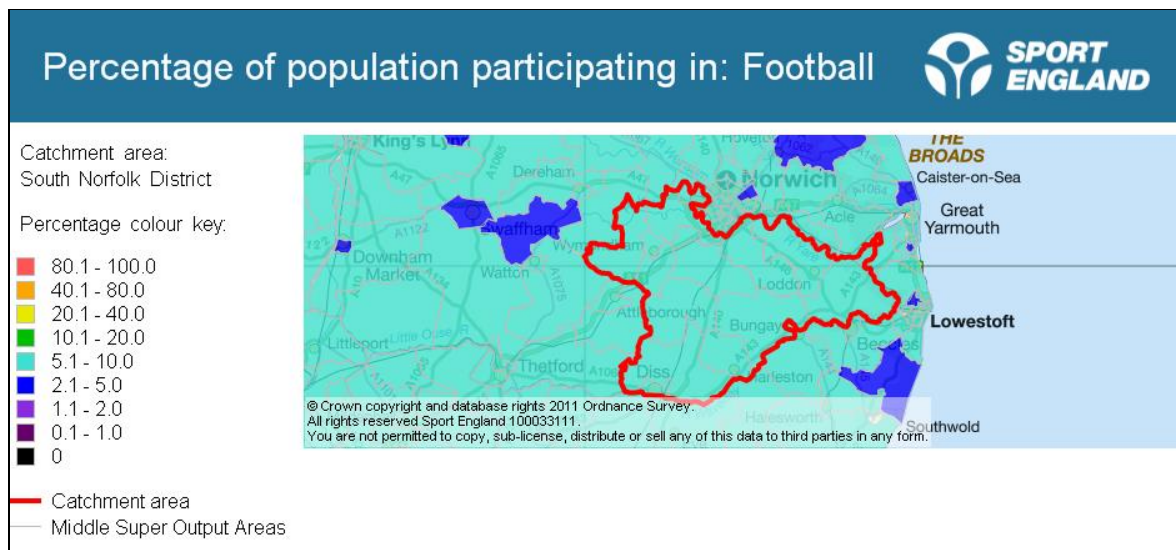


Segment	Catchment Pop.	CSP Pop.	Rgn Pop.	Nat Pop.	Catchment %	CSP %	Rgn %	Nat %
Ben	227	1724	14100	118669	13.5	20.9	24.4	21.8
Jamie	629	1571	9658	117597	37.3	19	16.7	21.6
Chloe	15	140	1186	9524	0.9	1.7	2	1.7
Leanne	63	189	1199	14296	3.7	2.3	2.1	2.6
Helena	9	52	373	3066	0.5	0.6	0.6	0.6
Tim	162	1494	12132	92300	9.6	18.1	21	16.9
Alison	3	33	278	2044	0.2	0.4	0.5	0.4
Jackie	8	59	418	3817	0.5	0.7	0.7	0.7
Kev	260	803	5025	65386	15.4	9.7	8.7	12
Paula	20	55	360	4231	1.2	0.7	0.6	0.8
Philip	98	1009	7088	57474	5.8	12.2	12.2	10.5

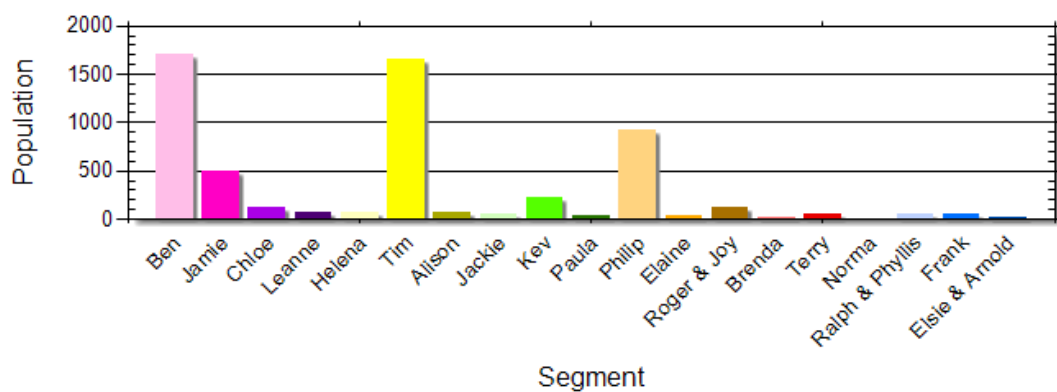
Segment	Catchment Pop.	CSP Pop.	Rgn Pop.	Nat Pop.	Catchment %	CSP %	Rgn %	Nat %
Elaine	4	37	244	1952	0.2	0.4	0.4	0.4
Roger & Joy	16	219	1155	8613	0.9	2.7	2	1.6
Brenda	7	26	143	1944	0.4	0.3	0.2	0.4
Terry	102	336	1874	21824	6	4.1	3.2	4
Norma	5	14	76	914	0.3	0.2	0.1	0.2
Ralph & Phyllis	5	67	429	3234	0.3	0.8	0.7	0.6
Frank	41	351	1736	14749	2.4	4.2	3	2.7
Elsie & Arnold	13	83	425	3840	0.8	1	0.7	0.7
Total	1687	8262	57899	545474	99.9	100	99.8	100.2

SOUTH NORFOLK

Actual

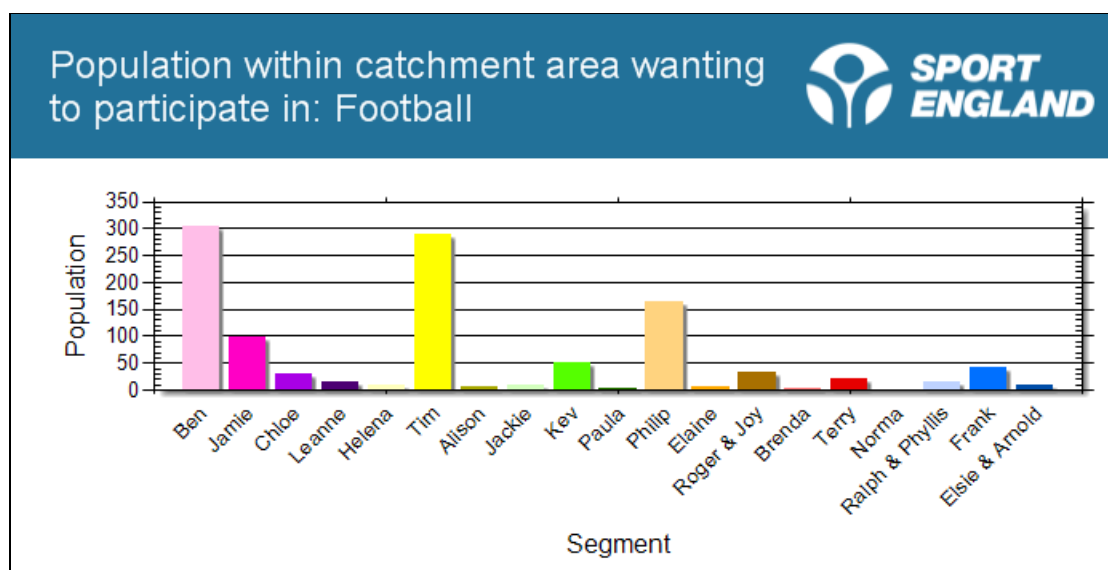


Population within catchment area participating in: Football



Segment	Catchment Pop.	CSP Pop.	Rgn Pop.	Nat Pop.	Catchment %	CSP %	Rgn %	Nat %
Ben	1702	9637	78822	663400	29.7	23.4	26.6	24.1
Jamie	501	8096	49789	606287	8.8	19.7	16.8	22
Chloe	127	609	5183	41643	2.2	1.5	1.7	1.5
Leanne	64	813	5158	61527	1.1	2	1.7	2.2
Helena	61	347	2507	20606	1.1	0.8	0.8	0.7
Tim	1659	8543	69409	528079	29	20.8	23.4	19.2
Alison	69	324	2771	20389	1.2	0.8	0.9	0.7
Jackie	51	416	2961	27049	0.9	1	1	1
Kev	218	3544	22192	288786	3.8	8.6	7.5	10.5
Paula	29	531	3513	41359	0.5	1.3	1.2	1.5
Philip	918	5612	39457	319944	16	13.6	13.3	11.6
Elaine	32	182	1222	9792	0.6	0.4	0.4	0.4
Roger & Joy	115	759	4013	29933	2	1.8	1.4	1.1
Brenda	13	166	936	12766	0.2	0.4	0.3	0.5
Terry	43	677	3783	44056	0.8	1.6	1.3	1.6
Norma	4	63	363	4411	0.1	0.2	0.1	0.2
Ralph & Phyllis	49	234	1514	11418	0.9	0.6	0.5	0.4
Frank	55	464	2290	19462	1	1.1	0.8	0.7
Elsie & Arnold	15	131	673	6088	0.3	0.3	0.2	0.2
Total	5725	41148	296556	2756995	100.2	99.9	99.9	100.1

Potential



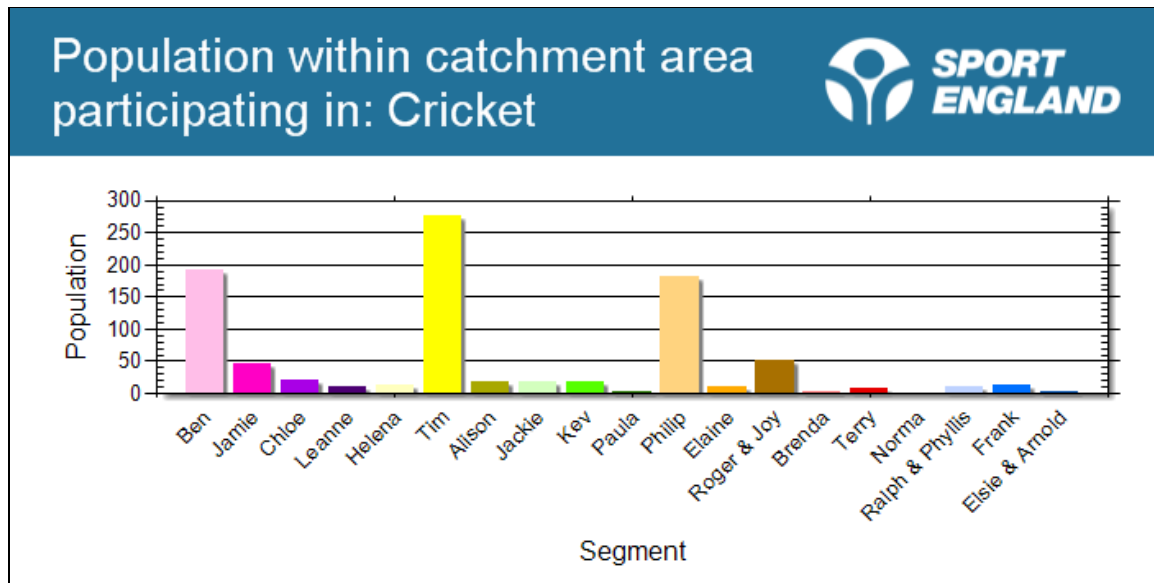
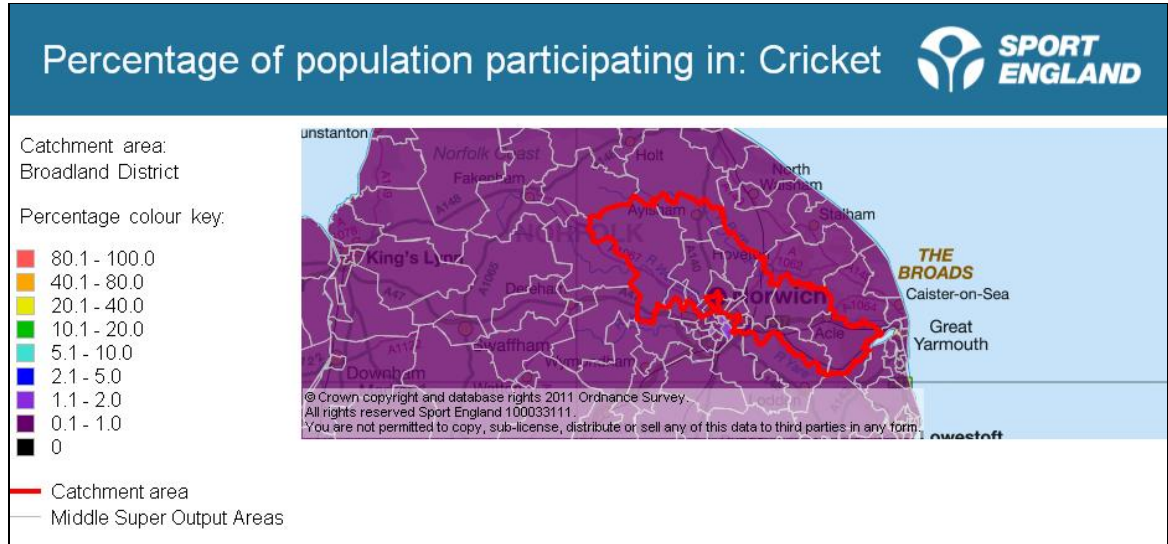
Segment	Catchment Pop.	CSP Pop.	Rgn Pop.	Nat Pop.	Catchment %	CSP %	Rgn %	Nat %
Ben	305	1724	14100	118669	27.5	20.9	24.4	21.8
Jamie	98	1571	9658	117597	8.8	19	16.7	21.6
Chloe	29	140	1186	9524	2.6	1.7	2	1.7
Leanne	15	189	1199	14296	1.4	2.3	2.1	2.6
Helena	9	52	373	3066	0.8	0.6	0.6	0.6
Tim	290	1494	12132	92300	26.1	18.1	21	16.9
Alison	7	33	278	2044	0.6	0.4	0.5	0.4
Jackie	8	59	418	3817	0.7	0.7	0.7	0.7
Kev	50	803	5025	65386	4.5	9.7	8.7	12
Paula	3	55	360	4231	0.3	0.7	0.6	0.8

Segment	Catchment Pop.	CSP Pop.	Rgn Pop.	Nat Pop.	Catchment %	CSP %	Rgn %	Nat %
Philip	165	1009	7088	57474	14.9	12.2	12.2	10.5
Elaine	7	37	244	1952	0.6	0.4	0.4	0.4
Roger & Joy	33	219	1155	8613	3	2.7	2	1.6
Brenda	2	26	143	1944	0.2	0.3	0.2	0.4
Terry	22	336	1874	21824	2	4.1	3.2	4
Norma	1	14	76	914	0.1	0.2	0.1	0.2
Ralph & Phyllis	14	67	429	3234	1.3	0.8	0.7	0.6
Frank	42	351	1736	14749	3.8	4.2	3	2.7
Elsie & Arnold	10	83	425	3840	0.9	1	0.7	0.7
Total	1110	8262	57899	545474	100.1	100	99.8	100.2

CRICKET

BROADLAND

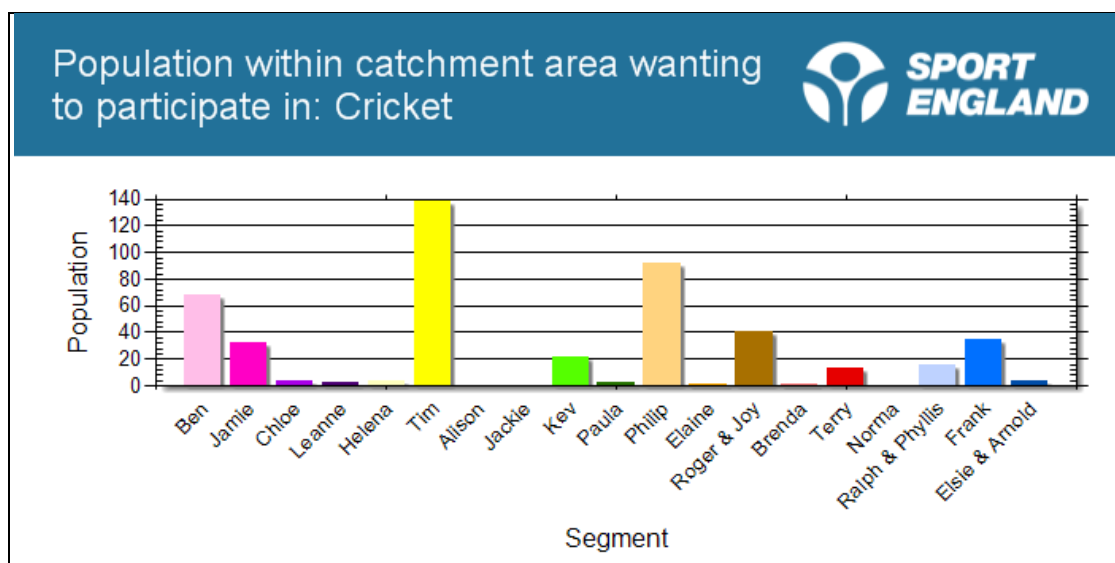
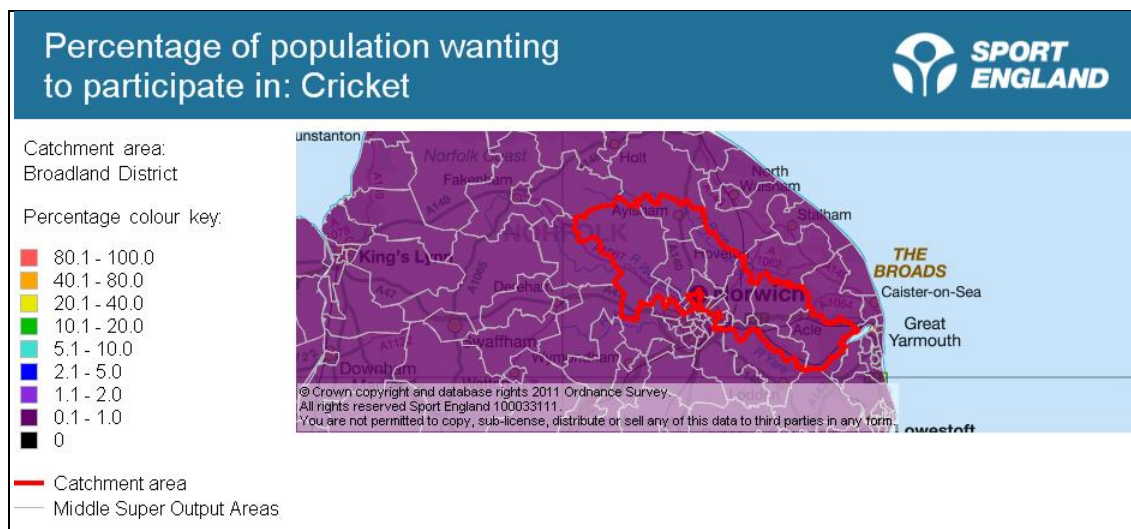
Actual



Segment	Catchment Pop.	CSP Pop.	Rgn Pop.	Nat Pop.	Catchment %	CSP %	Rgn %	Nat %
Ben	192	1086	8879	74724	21.4	18.8	21.3	20.1
Jamie	47	801	4921	59924	5.2	13.9	11.8	16.1
Chloe	20	106	900	7228	2.2	1.8	2.2	1.9
Leanne	9	104	659	7855	1	1.8	1.6	2.1
Helena	14	86	617	5068	1.6	1.5	1.5	1.4
Tim	276	1374	11158	84887	30.8	23.8	26.8	22.8
Alison	19	78	667	4904	2.1	1.3	1.6	1.3
Jackie	18	107	760	6942	2	1.9	1.8	1.9

Segment	Catchment Pop.	CSP Pop.	Rgn Pop.	Nat Pop.	Catchment %	CSP %	Rgn %	Nat %
Kev	18	340	2124	27634	2	5.9	5.1	7.4
Paula	2	40	261	3064	0.2	0.7	0.6	0.8
Philip	181	995	6992	56696	20.2	17.2	16.8	15.3
Elaine	10	57	381	3050	1.1	1	0.9	0.8
Roger & Joy	52	273	1442	10755	5.8	4.7	3.5	2.9
Brenda	3	29	162	2207	0.3	0.5	0.4	0.6
Terry	8	137	766	8916	0.9	2.4	1.8	2.4
Norma	1	10	55	662	0.1	0.2	0.1	0.2
Ralph & Phyllis	10	67	430	3242	1.1	1.2	1	0.9
Frank	13	75	371	3146	1.5	1.3	0.9	0.8
Elsie & Arnold	3	18	90	812	0.3	0.3	0.2	0.2
Total	896	5783	41635	371716	99.8	100.2	99.9	99.9

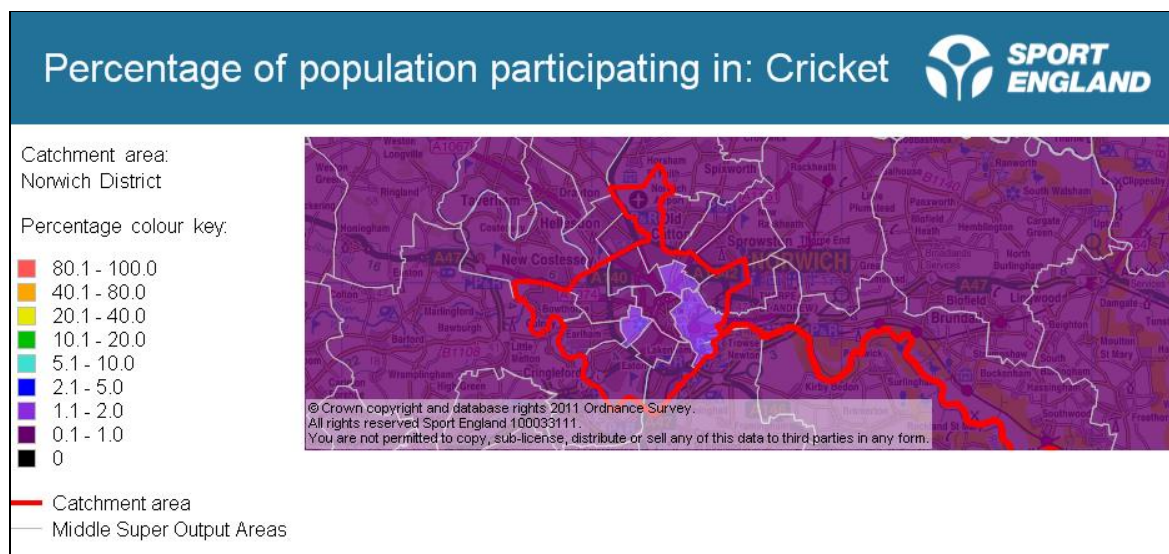
Potential



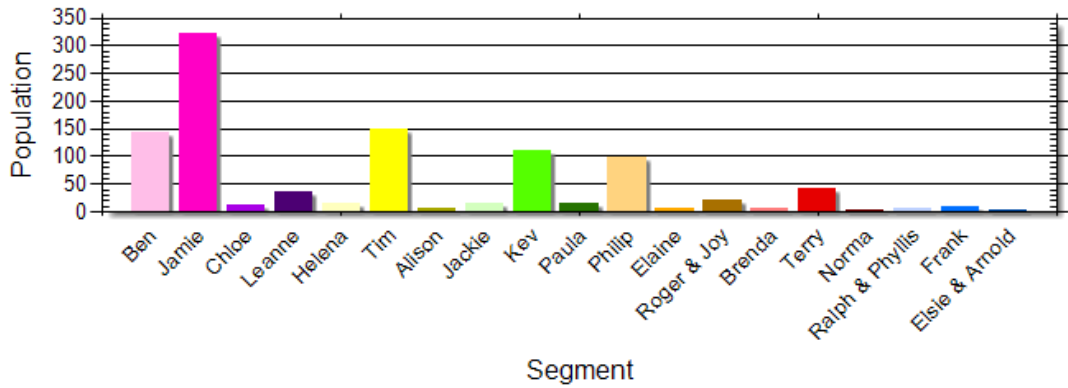
Segment	Catchment Pop.	CSP Pop.	Rgn Pop.	Nat Pop.	Catchment %	CSP %	Rgn %	Nat %
Ben	68	382	3122	26271	14.4	11.3	13.6	12.3
Jamie	32	537	3301	40192	6.8	15.9	14.4	18.8
Chloe	4	20	170	1361	0.8	0.6	0.7	0.6
Leanne	2	18	109	1300	0.4	0.5	0.5	0.6
Helena	4	23	166	1363	0.8	0.7	0.7	0.6
Tim	138	687	5574	42408	29.2	20.4	24.4	19.8
Alison	0	0	0	0	0	0	0	0
Jackie	0	0	0	0	0	0	0	0
Kev	21	392	2453	31915	4.4	11.6	10.7	14.9
Paula	2	41	270	3174	0.4	1.2	1.2	1.5
Philip	92	505	3544	28737	19.5	15	15.5	13.4
Elaine	1	7	41	326	0.2	0.2	0.2	0.2
Roger & Joy	40	210	1107	8255	8.5	6.2	4.8	3.9
Brenda	1	5	24	324	0.2	0.1	0.1	0.2
Terry	13	213	1189	13840	2.8	6.3	5.2	6.5
Norma	0	0	0	0	0	0	0	0
Ralph & Phyllis	16	109	702	5292	3.4	3.2	3.1	2.5
Frank	34	195	964	8194	7.2	5.8	4.2	3.8
Elsie & Arnold	4	28	142	1280	0.8	0.8	0.6	0.6
Total	472	3372	22878	214232	99.8	99.8	99.9	100.2

NORWICH

Actual

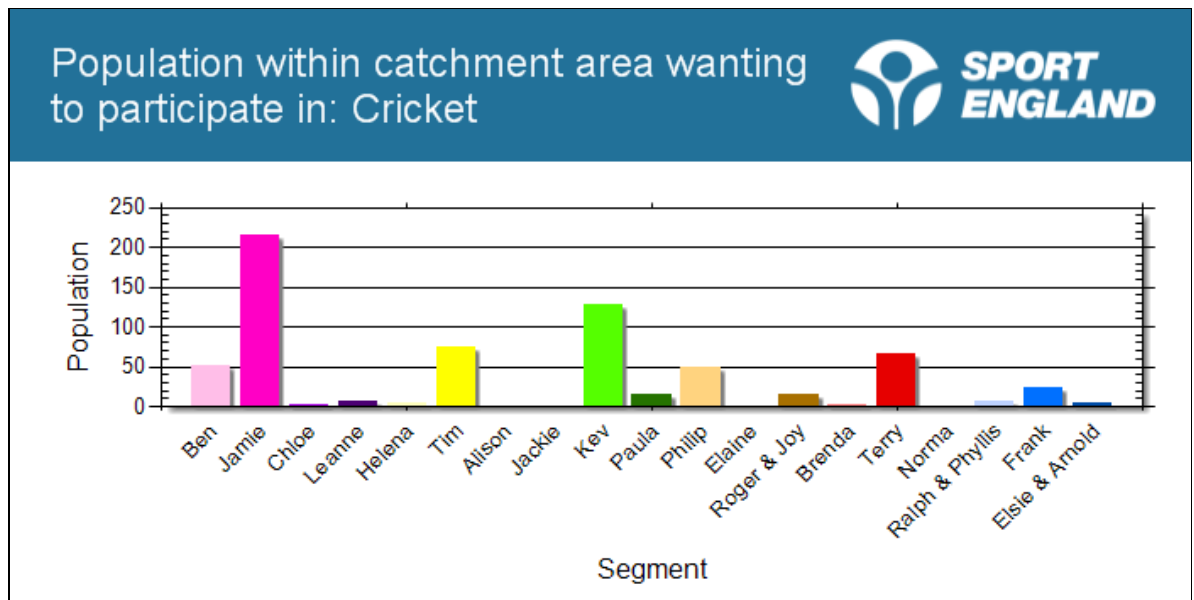


Population within catchment area participating in: Cricket



Segment	Catchment Pop.	CSP Pop.	Rgn Pop.	Nat Pop.	Catchment %	CSP %	Rgn %	Nat %
Ben	143	1086	8879	74724	14.1	18.8	21.3	20.1
Jamie	321	801	4921	59924	31.7	13.9	11.8	16.1
Chloe	12	106	900	7228	1.2	1.8	2.2	1.9
Leanne	35	104	659	7855	3.5	1.8	1.6	2.1
Helena	15	86	617	5068	1.5	1.5	1.5	1.4
Tim	149	1374	11158	84887	14.7	23.8	26.8	22.8
Alison	5	78	667	4904	0.5	1.3	1.6	1.3
Jackie	14	107	760	6942	1.4	1.9	1.8	1.9
Kev	110	340	2124	27634	10.9	5.9	5.1	7.4
Paula	15	40	261	3064	1.5	0.7	0.6	0.8
Philip	97	995	6992	56696	9.6	17.2	16.8	15.3
Elaine	6	57	381	3050	0.6	1	0.9	0.8
Roger & Joy	20	273	1442	10755	2	4.7	3.5	2.9
Brenda	7	29	162	2207	0.7	0.5	0.4	0.6
Terry	42	137	766	8916	4.2	2.4	1.8	2.4
Norma	4	10	55	662	0.4	0.2	0.1	0.2
Ralph & Phyllis	5	67	430	3242	0.5	1.2	1	0.9
Frank	9	75	371	3146	0.9	1.3	0.9	0.8
Elsie & Arnold	3	18	90	812	0.3	0.3	0.2	0.2
Total	1012	5783	41635	371716	100.2	100.2	99.9	99.9

Potential

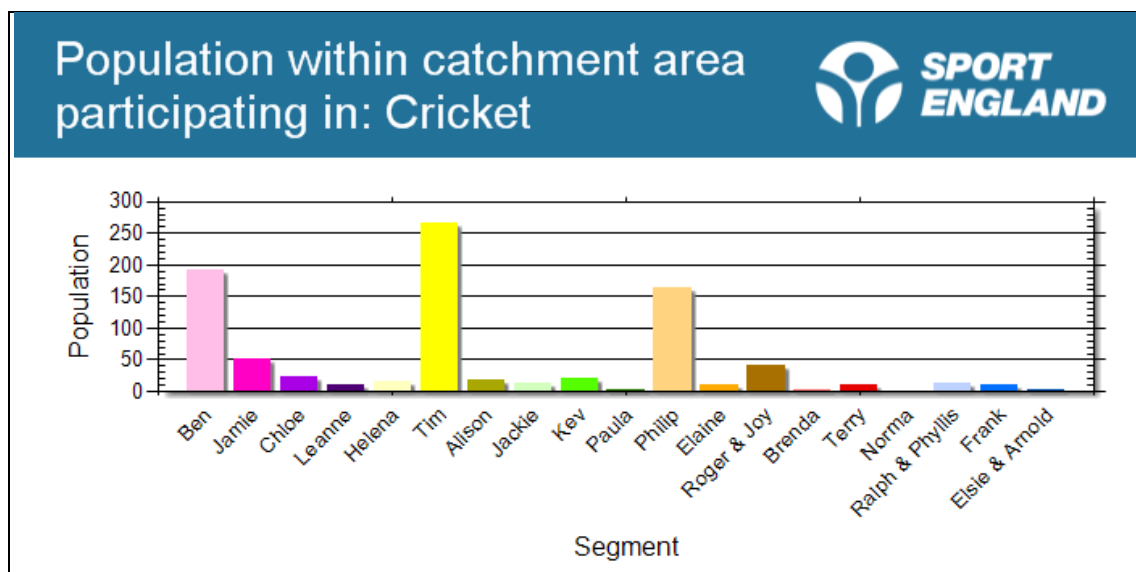
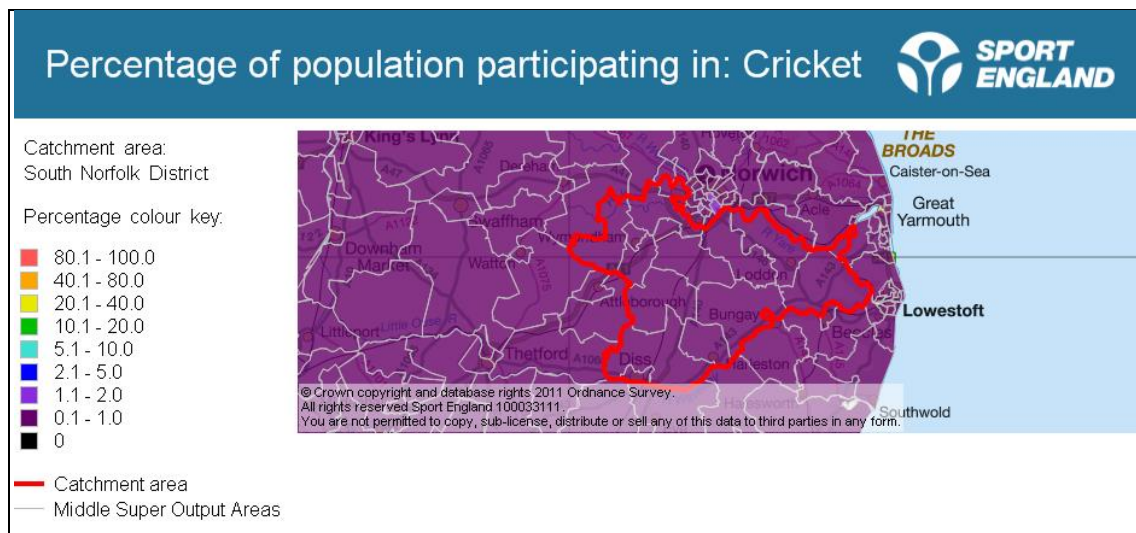


Segment	Catchment Pop.	CSP Pop.	Rgn Pop.	Nat Pop.	Catchment %	CSP %	Rgn %	Nat %
Ben	51	382	3122	26271	7.7	11.3	13.6	12.3
Jamie	215	537	3301	40192	32.4	15.9	14.4	18.8
Chloe	3	20	170	1361	0.5	0.6	0.7	0.6
Leanne	6	18	109	1300	0.9	0.5	0.5	0.6
Helena	4	23	166	1363	0.6	0.7	0.7	0.6
Tim	75	687	5574	42408	11.3	20.4	24.4	19.8
Alison	0	0	0	0	0	0.0	0.0	0.0
Jackie	0	0	0	0	0	0.0	0.0	0.0
Kev	127	392	2453	31915	19.2	11.6	10.7	14.9
Paula	15	41	270	3174	2.3	1.2	1.2	1.5
Philip	49	505	3544	28737	7.4	15.0	15.5	13.4

Segment	Catchment Pop.	CSP Pop.	Rgn Pop.	Nat Pop.	Catchment %	CSP %	Rgn %	Nat %
Elaine	1	7	41	326	0.2	0.2	0.2	0.2
Roger & Joy	15	210	1107	8255	2.3	6.2	4.8	3.9
Brenda	2	5	24	324	0.3	0.1	0.1	0.2
Terry	65	213	1189	13840	9.8	6.3	5.2	6.5
Norma	0	0	0	0	0	0.0	0.0	0.0
Ralph & Phyllis	7	109	702	5292	1.1	3.2	3.1	2.5
Frank	23	195	964	8194	3.5	5.8	4.2	3.8
Elsie & Arnold	5	28	142	1280	0.8	0.8	0.6	0.6
Total	663	3372	22878	214232	100.3	99.8	99.9	100.2

SOUTH NORFOLK

Actual

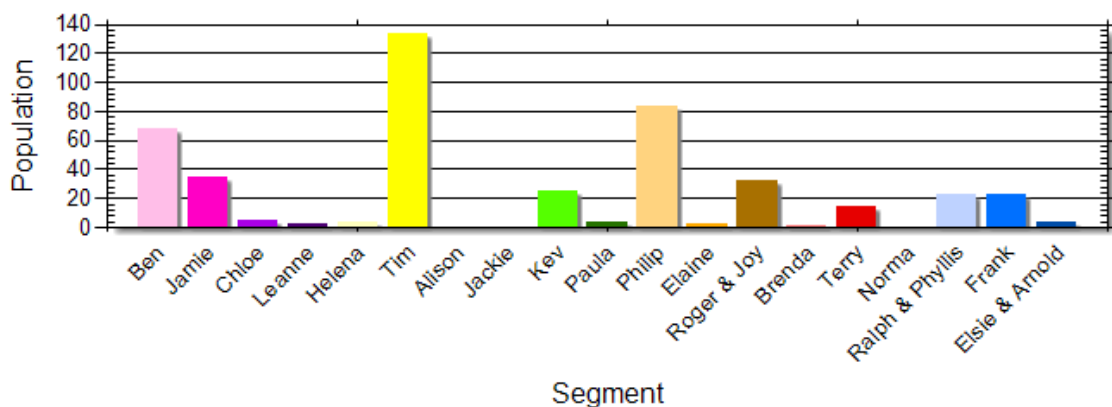


Segment	Catchment Pop.	CSP Pop.	Rgn Pop.	Nat Pop.	Catchment %	CSP %	Rgn %	Nat %
Ben	192	1086	8879	74724	22.2	18.8	21.3	20.1
Jamie	50	801	4921	59924	5.8	13.9	11.8	16.1
Chloe	23	106	900	7228	2.7	1.8	2.2	1.9
Leanne	9	104	659	7855	1	1.8	1.6	2.1
Helena	15	86	617	5068	1.7	1.5	1.5	1.4
Tim	267	1374	11158	84887	30.9	23.8	26.8	22.8
Alison	17	78	667	4904	2	1.3	1.6	1.3
Jackie	13	107	760	6942	1.5	1.9	1.8	1.9
Kev	21	340	2124	27634	2.4	5.9	5.1	7.4
Paula	3	40	261	3064	0.3	0.7	0.6	0.8
Philip	163	995	6992	56696	18.9	17.2	16.8	15.3
Elaine	10	57	381	3050	1.2	1	0.9	0.8
Roger & Joy	42	273	1442	10755	4.9	4.7	3.5	2.9
Brenda	3	29	162	2207	0.3	0.5	0.4	0.6
Terry	9	137	766	8916	1	2.4	1.8	2.4
Norma	1	10	55	662	0.1	0.2	0.1	0.2
Ralph & Phyllis	14	67	430	3242	1.6	1.2	1	0.9
Frank	9	75	371	3146	1	1.3	0.9	0.8
Elsie & Arnold	2	18	90	812	0.2	0.3	0.2	0.2
Total	863	5783	41635	371716	99.7	100.2	99.9	99.9

Potential



Population within catchment area wanting to participate in: Cricket

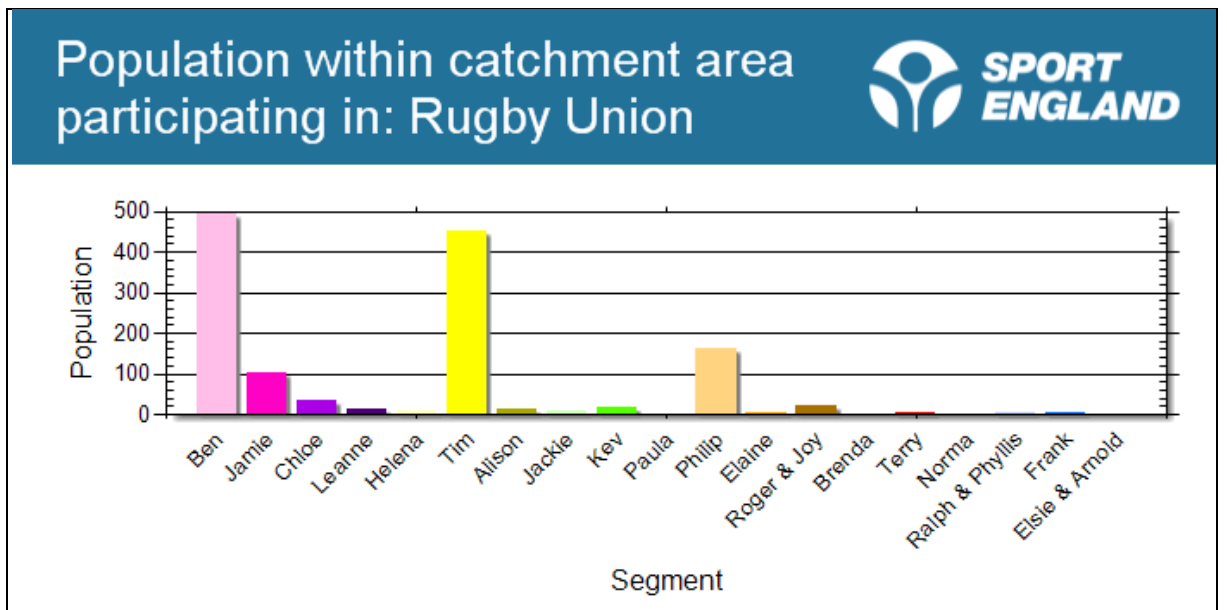
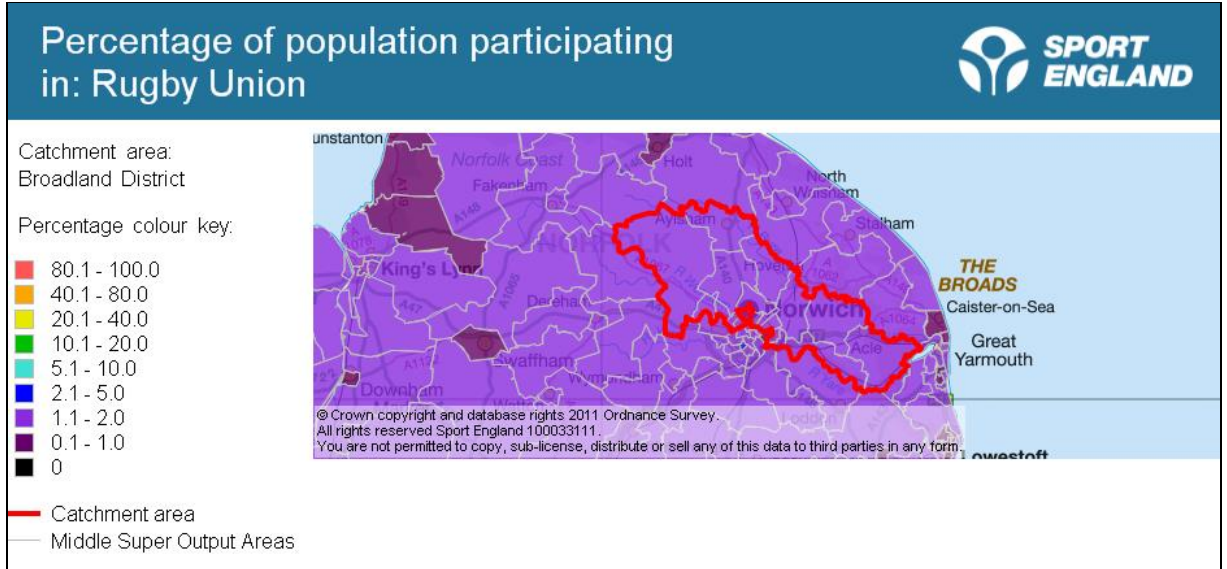


Segment	Catchment Pop.	CSP Pop.	Rgn Pop.	Nat Pop.	Catchment %	CSP %	Rgn %	Nat %
Ben	68	382	3122	26271	14.9	11.3	13.6	12.3
Jamie	34	537	3301	40192	7.4	15.9	14.4	18.8
Chloe	5	20	170	1361	1.1	0.6	0.7	0.6
Leanne	2	18	109	1300	0.4	0.5	0.5	0.6
Helena	4	23	166	1363	0.9	0.7	0.7	0.6
Tim	134	687	5574	42408	29.3	20.4	24.4	19.8
Alison	0	0	0	0	0	0	0	0
Jackie	0	0	0	0	0	0	0	0
Kev	25	392	2453	31915	5.5	11.6	10.7	14.9
Paula	3	41	270	3174	0.7	1.2	1.2	1.5
Philip	83	505	3544	28737	18.2	15	15.5	13.4
Elaine	2	7	41	326	0.4	0.2	0.2	0.2
Roger & Joy	32	210	1107	8255	7	6.2	4.8	3.9
Brenda	1	5	24	324	0.2	0.1	0.1	0.2
Terry	14	213	1189	13840	3.1	6.3	5.2	6.5
Norma	0	0	0	0	0	0	0	0
Ralph & Phyllis	23	109	702	5292	5	3.2	3.1	2.5
Frank	23	195	964	8194	5	5.8	4.2	3.8
Elsie & Arnold	4	28	142	1280	0.9	0.8	0.6	0.6
Total	457	3372	22878	214232	100	99.8	99.9	100.2

RUGBY

BROADLAND

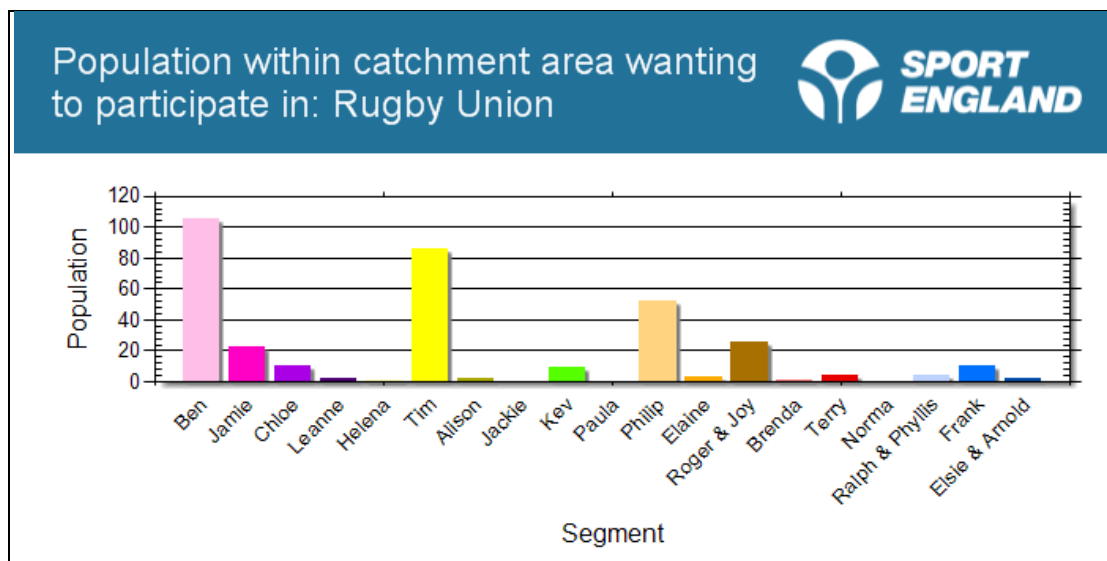
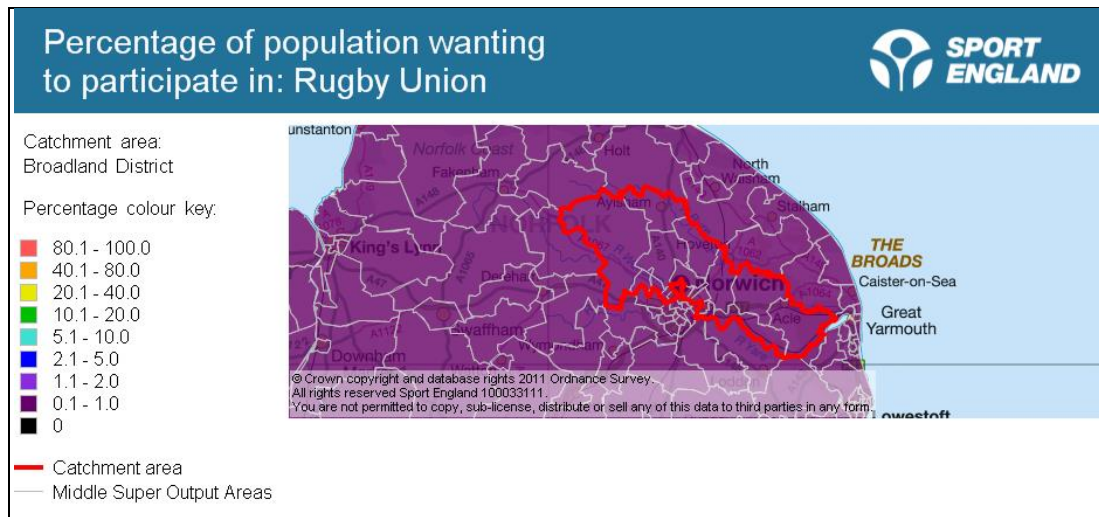
Actual



Segment	Catchment Pop.	CSP Pop.	Rgn Pop.	Nat Pop.	Catchment %	CSP %	Rgn %	Nat %
Ben	493	2793	22846	192277	36.6	31.6	34.8	32.5
Jamie	102	1751	10769	131128	7.6	19.8	16.4	22.2
Chloe	33	176	1499	12046	2.4	2	2.3	2
Leanne	14	165	1043	12437	1	1.9	1.6	2.1
Helena	7	40	288	2365	0.5	0.5	0.4	0.4
Tim	450	2239	18191	138402	33.4	25.4	27.7	23.4
Alison	13	54	456	3356	1	0.6	0.7	0.6

Jackie	10	59	420	3830	0.7	0.7	0.6	0.6
Kev	19	359	2244	29190	1.4	4.1	3.4	4.9
Paula	1	20	131	1532	0.1	0.2	0.2	0.3
Philip	163	894	6284	50952	12.1	10.1	9.6	8.6
Elaine	5	30	201	1606	0.4	0.3	0.3	0.3
Roger & Joy	23	119	625	4661	1.7	1.3	1	0.8
Brenda	1	9	47	631	0.1	0.1	0.1	0.1
Terry	4	61	338	3934	0.3	0.7	0.5	0.7
Norma	0	0	0	0	0	0	0	0
Ralph & Phyllis	5	32	206	1551	0.4	0.4	0.3	0.3
Frank	4	19	93	787	0.3	0.2	0.1	0.1
Elsie & Arnold	1	5	23	203	0.1	0.1	0	0
Total	1348	8825	65704	590888	100.1	100	100	99.9

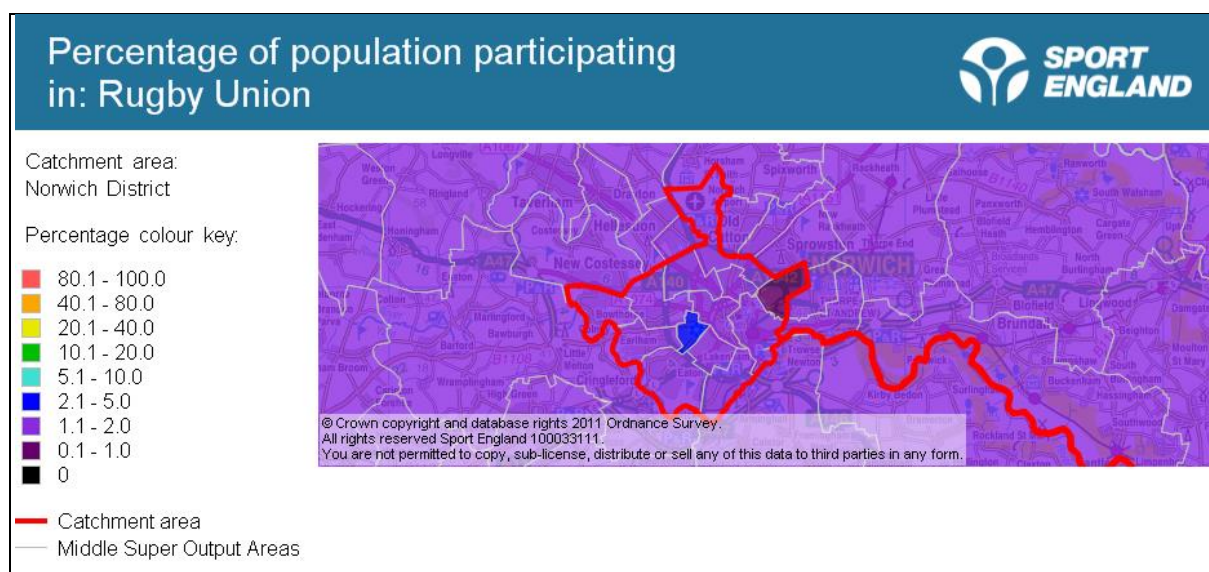
Potential



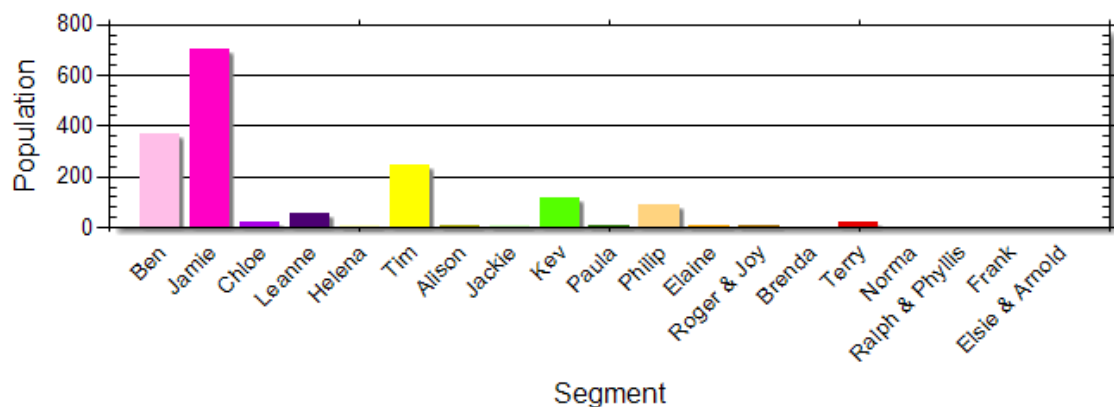
Segment	Catchment Pop.	CSP Pop.	Rgn Pop.	Nat Pop.	Catchment %	CSP %	Rgn %	Nat %
Ben	105	593	4844	40765	31	26.4	30.3	28.1
Jamie	22	378	2323	28283	6.5	16.8	14.5	19.5
Chloe	10	50	424	3402	2.9	2.2	2.7	2.3
Leanne	2	18	109	1300	0.6	0.8	0.7	0.9
Helena	1	6	42	341	0.3	0.3	0.3	0.2
Tim	86	424	3443	26194	25.4	18.9	21.5	18
Alison	2	9	70	511	0.6	0.4	0.4	0.4
Jackie	0	0	0	0	0	0	0	0
Kev	9	163	1017	13233	2.7	7.3	6.4	9.1
Paula	0	0	0	0	0	0	0	0
Philip	52	283	1990	16133	15.3	12.6	12.4	11.1
Elaine	3	19	122	976	0.9	0.8	0.8	0.7
Roger & Joy	26	137	722	5384	7.7	6.1	4.5	3.7
Brenda	1	5	24	324	0.3	0.2	0.2	0.2
Terry	4	66	366	4259	1.2	2.9	2.3	2.9
Norma	0	0	0	0	0	0	0	0
Ralph & Phyllis	4	25	156	1177	1.2	1.1	1	0.8
Frank	10	59	290	2459	2.9	2.6	1.8	1.7
Elsie & Arnold	2	10	48	427	0.6	0.4	0.3	0.3
Total	339	2245	15990	145168	100.1	99.8	100.1	99.9

NORWICH

Actual

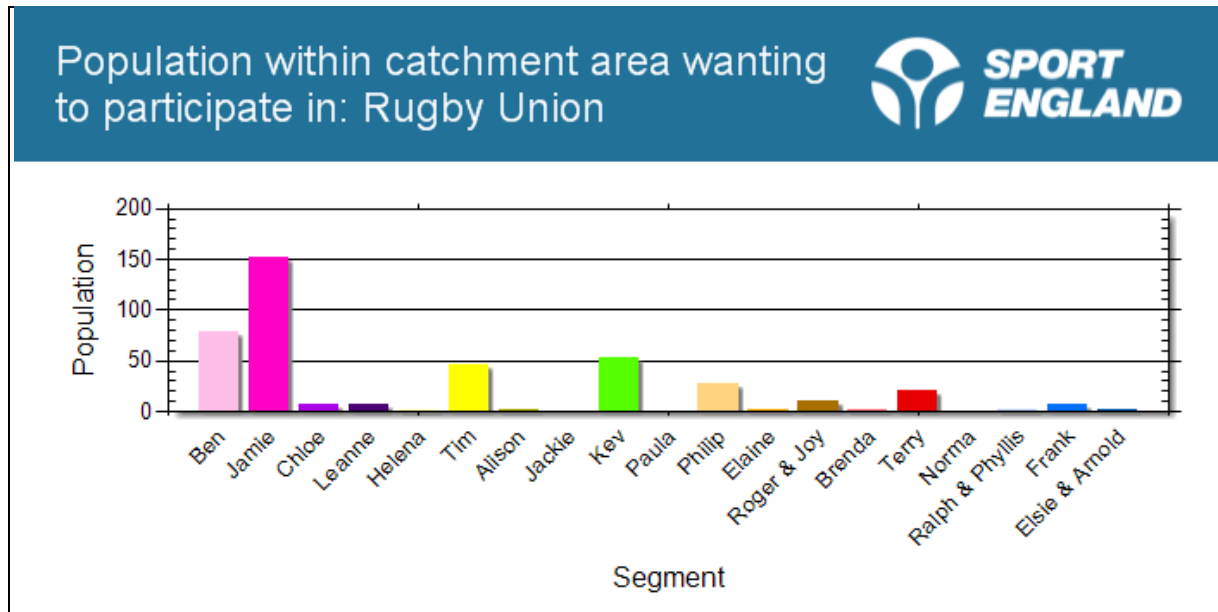
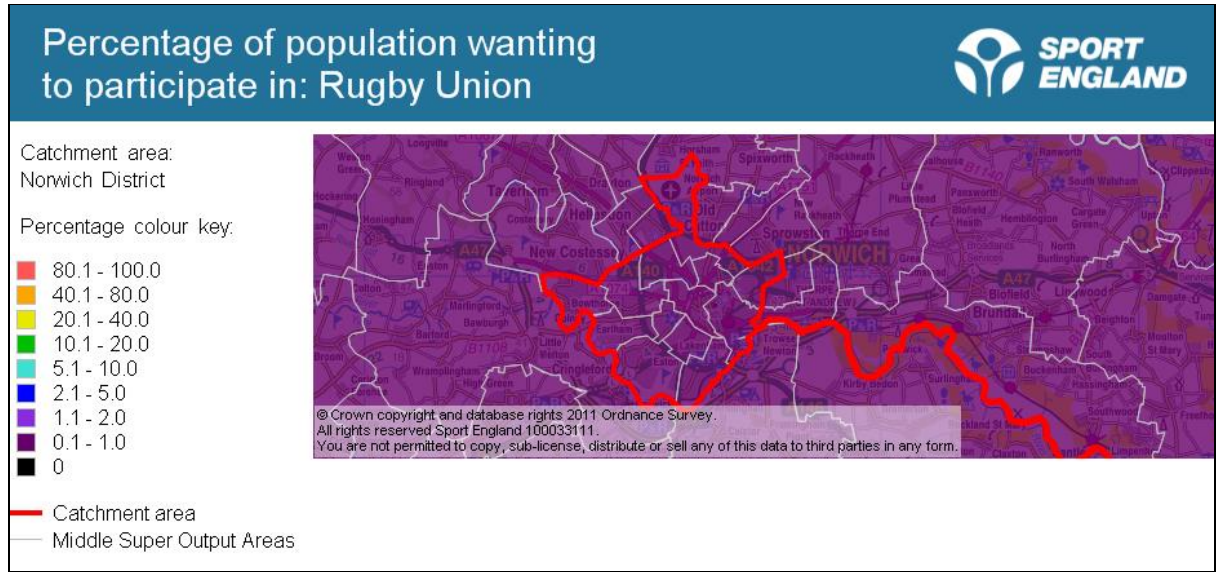


Population within catchment area participating in: Rugby Union



Segment	Catchment Pop.	CSP Pop.	Rgn Pop.	Nat Pop.	Catchment %	CSP %	Rgn %	Nat %
Ben	367	2793	22846	192277	22.2	31.6	34.8	32.5
Jamie	701	1751	10769	131128	42.4	19.8	16.4	22.2
Chloe	19	176	1499	12046	1.1	2	2.3	2
Leanne	54	165	1043	12437	3.3	1.9	1.6	2.1
Helena	7	40	288	2365	0.4	0.5	0.4	0.4
Tim	243	2239	18191	138402	14.7	25.4	27.7	23.4
Alison	4	54	456	3356	0.2	0.6	0.7	0.6
Jackie	8	59	420	3830	0.5	0.7	0.6	0.6
Kev	116	359	2244	29190	7	4.1	3.4	4.9
Paula	8	20	131	1532	0.5	0.2	0.2	0.3
Philip	87	894	6284	50952	5.3	10.1	9.6	8.6
Elaine	4	30	201	1606	0.2	0.3	0.3	0.3
Roger & Joy	9	119	625	4661	0.5	1.3	1	0.8
Brenda	2	9	47	631	0.1	0.1	0.1	0.1
Terry	19	61	338	3934	1.1	0.7	0.5	0.7
Norma	0	0	0	0	0	0	0	0
Ralph & Phyllis	2	32	206	1551	0.1	0.4	0.3	0.3
Frank	3	19	93	787	0.2	0.2	0.1	0.1
Elsie & Arnold	1	5	23	203	0.1	0.1	0	0
Total	1654	8825	65704	590888	99.9	100	100	99.9

Potential

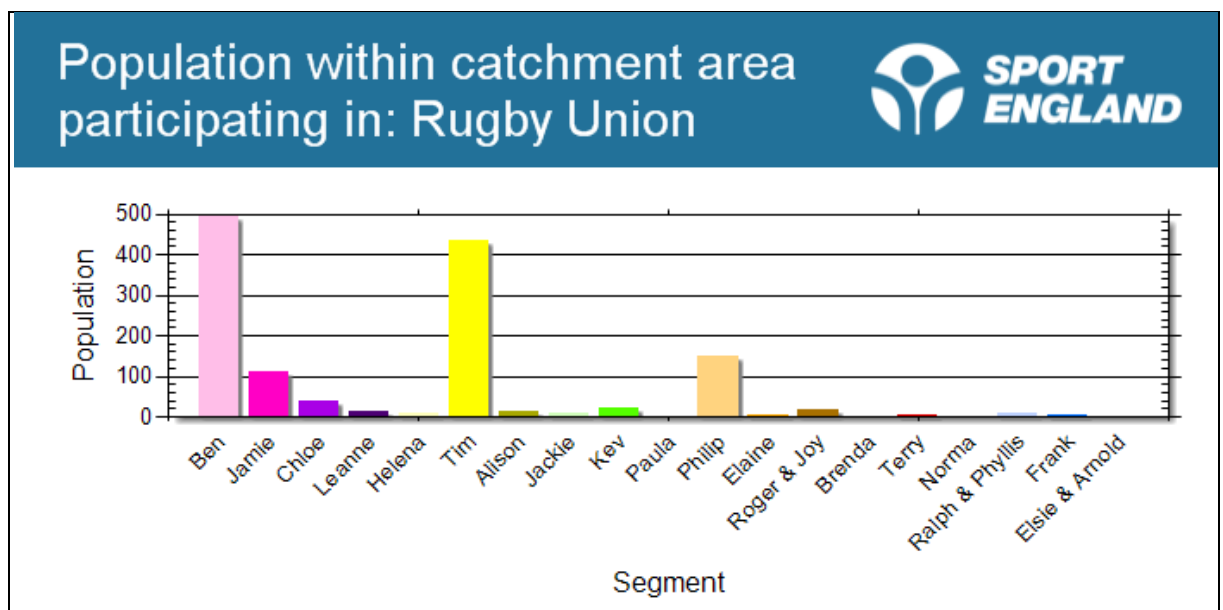
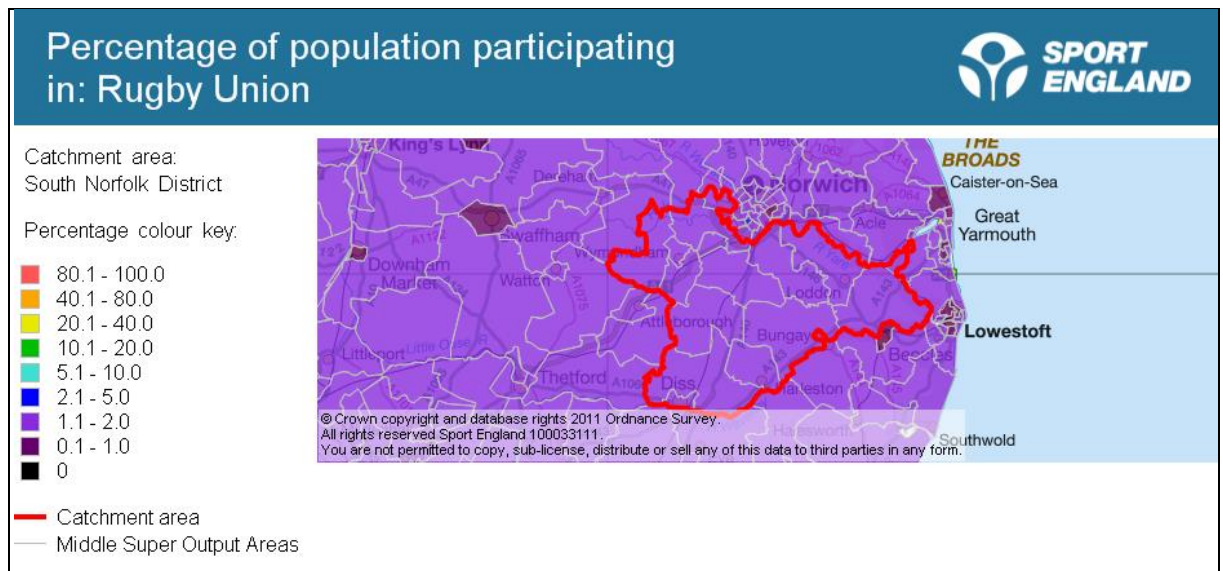


Segment	Catchment Pop.	CSP Pop.	Rgn Pop.	Nat Pop.	Catchment %	CSP %	Rgn %	Nat %
Ben	78	593	4844	40765	18.8	26.4	30.3	28.1
Jamie	152	378	2323	28283	36.5	16.8	14.5	19.5
Chloe	6	50	424	3402	1.4	2.2	2.7	2.3
Leanne	6	18	109	1300	1.4	0.8	0.7	0.9
Helena	1	6	42	341	0.2	0.3	0.3	0.2
Tim	46	424	3443	26194	11.1	18.9	21.5	18
Alison	1	9	70	511	0.2	0.4	0.4	0.4
Jackie	0	0	0	0	0	0	0	0
Kev	53	163	1017	13233	12.7	7.3	6.4	9.1
Paula	0	0	0	0	0	0	0	0
Philip	28	283	1990	16133	6.7	12.6	12.4	11.1

Elaine	2	19	122	976	0.5	0.8	0.8	0.7
Roger & Joy	10	137	722	5384	2.4	6.1	4.5	3.7
Brenda	2	5	24	324	0.5	0.2	0.2	0.2
Terry	20	66	366	4259	4.8	2.9	2.3	2.9
Norma	0	0	0	0	0	0	0	0
Ralph & Phyllis	2	25	156	1177	0.5	1.1	1	0.8
Frank	7	59	290	2459	1.7	2.6	1.8	1.7
Elsie & Arnold	2	10	48	427	0.5	0.4	0.3	0.3
Total	416	2245	15990	145168	99.9	99.8	100.1	99.9

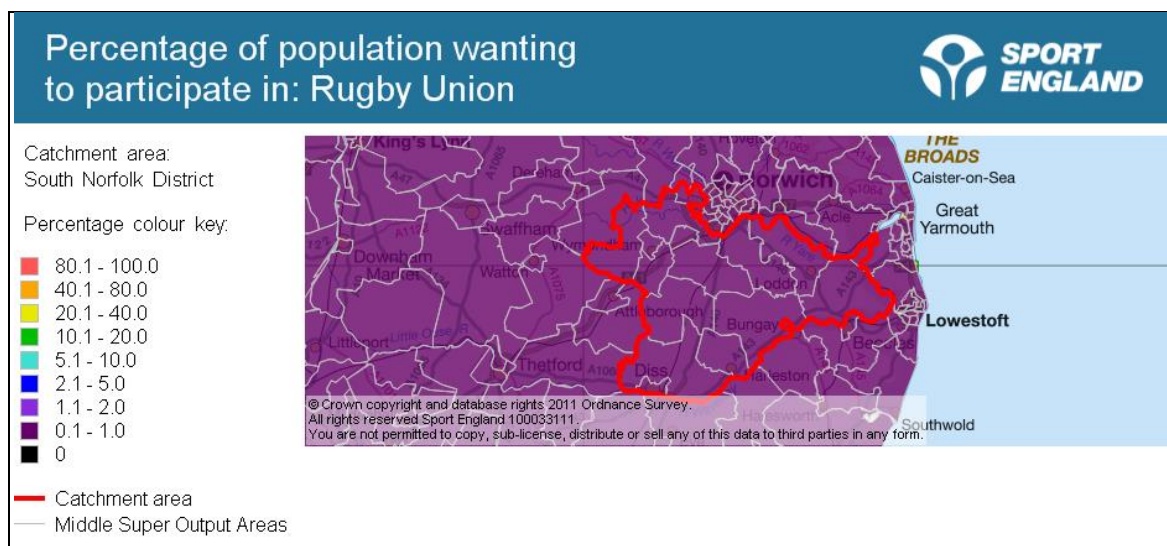
SOUTH NORFOLK

Actual

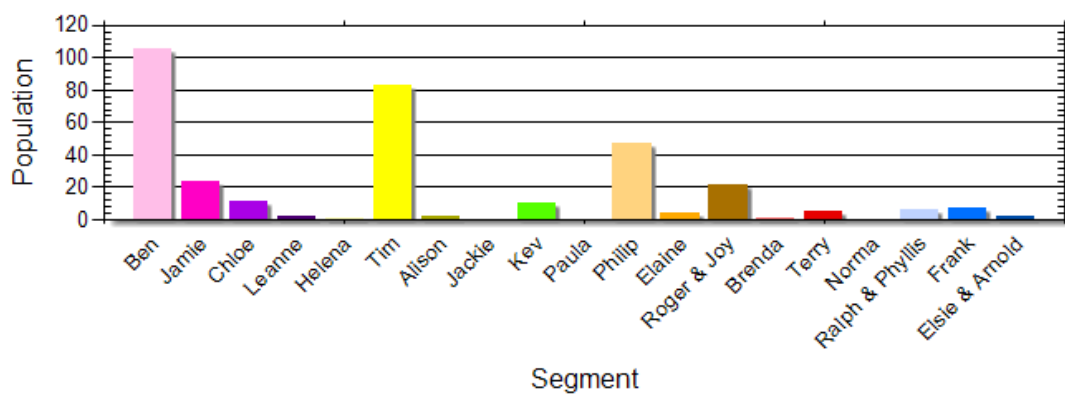


Segment	Catchment Pop.	CSP Pop.	Rgn Pop.	Nat Pop.	Catchment %	CSP %	Rgn %	Nat %
Ben	494	2793	22846	192277	37.2	31.6	34.8	32.5
Jamie	109	1751	10769	131128	8.2	19.8	16.4	22.2
Chloe	37	176	1499	12046	2.8	2	2.3	2
Leanne	13	165	1043	12437	1	1.9	1.6	2.1
Helena	7	40	288	2365	0.5	0.5	0.4	0.4
Tim	435	2239	18191	138402	32.8	25.4	27.7	23.4
Alison	12	54	456	3356	0.9	0.6	0.7	0.6
Jackie	8	59	420	3830	0.6	0.7	0.6	0.6
Kev	23	359	2244	29190	1.7	4.1	3.4	4.9
Paula	2	20	131	1532	0.2	0.2	0.2	0.3
Philip	147	894	6284	50952	11.1	10.1	9.6	8.6
Elaine	6	30	201	1606	0.5	0.3	0.3	0.3
Roger & Joy	18	119	625	4661	1.4	1.3	1	0.8
Brenda	1	9	47	631	0.1	0.1	0.1	0.1
Terry	4	61	338	3934	0.3	0.7	0.5	0.7
Norma	0	0	0	0	0	0	0	0
Ralph & Phyllis	7	32	206	1551	0.5	0.4	0.3	0.3
Frank	3	19	93	787	0.2	0.2	0.1	0.1
Elsie & Arnold	1	5	23	203	0.1	0.1	0	0
Total	1327	8825	65704	590888	100.1	100	100	99.9

Potential



Population within catchment area wanting to participate in: Rugby Union

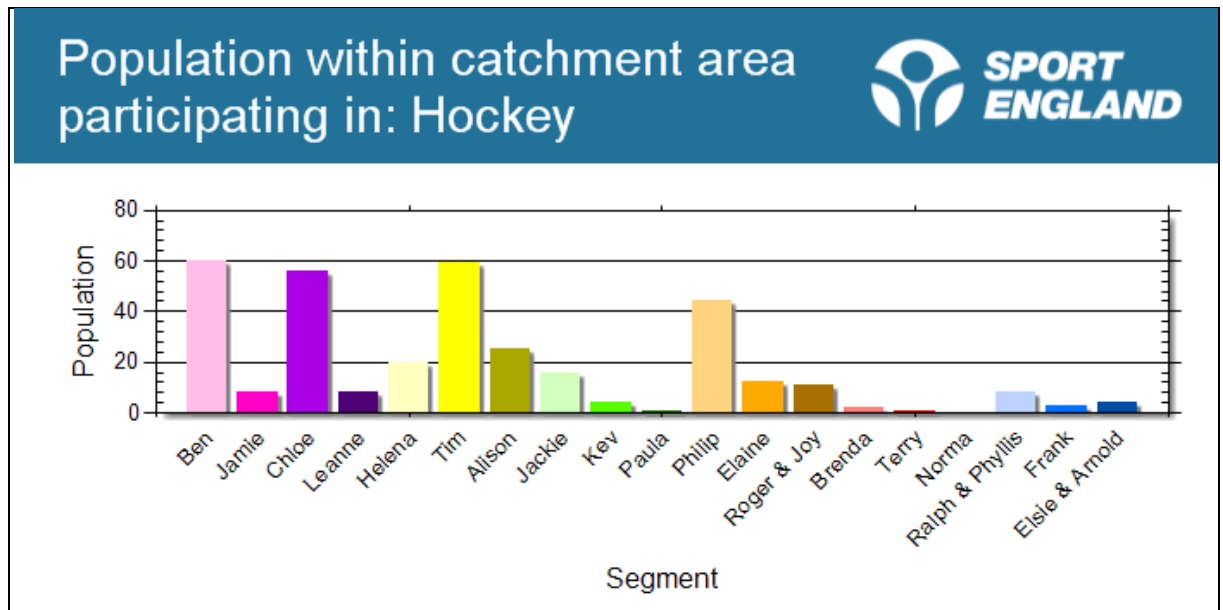
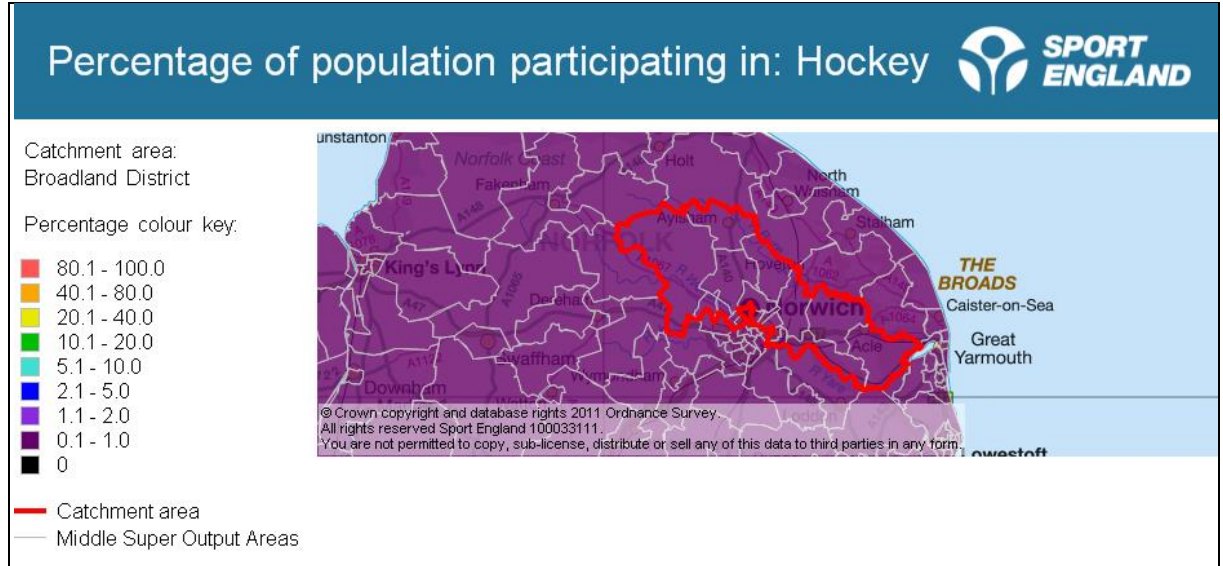


Segment	Catchment Pop.	CSP Pop.	Rgn Pop.	Nat Pop.	Catchment %	CSP %	Rgn %	Nat %
Ben	105	593	4844	40765	31.7	26.4	30.3	28.1
Jamie	24	378	2323	28283	7.3	16.8	14.5	19.5
Chloe	11	50	424	3402	3.3	2.2	2.7	2.3
Leanne	2	18	109	1300	0.6	0.8	0.7	0.9
Helena	1	6	42	341	0.3	0.3	0.3	0.2
Tim	83	424	3443	26194	25.1	18.9	21.5	18
Alison	2	9	70	511	0.6	0.4	0.4	0.4
Jackie	0	0	0	0	0	0	0	0
Kev	10	163	1017	13233	3	7.3	6.4	9.1
Paula	0	0	0	0	0	0	0	0
Philip	47	283	1990	16133	14.2	12.6	12.4	11.1
Elaine	4	19	122	976	1.2	0.8	0.8	0.7
Roger & Joy	21	137	722	5384	6.3	6.1	4.5	3.7
Brenda	1	5	24	324	0.3	0.2	0.2	0.2
Terry	5	66	366	4259	1.5	2.9	2.3	2.9
Norma	0	0	0	0	0	0	0	0
Ralph & Phyllis	6	25	156	1177	1.8	1.1	1	0.8
Frank	7	59	290	2459	2.1	2.6	1.8	1.7
Elsie & Arnold	2	10	48	427	0.6	0.4	0.3	0.3
Total	331	2245	15990	145168	99.9	99.8	100.1	99.9

HOCKEY

BROADLAND

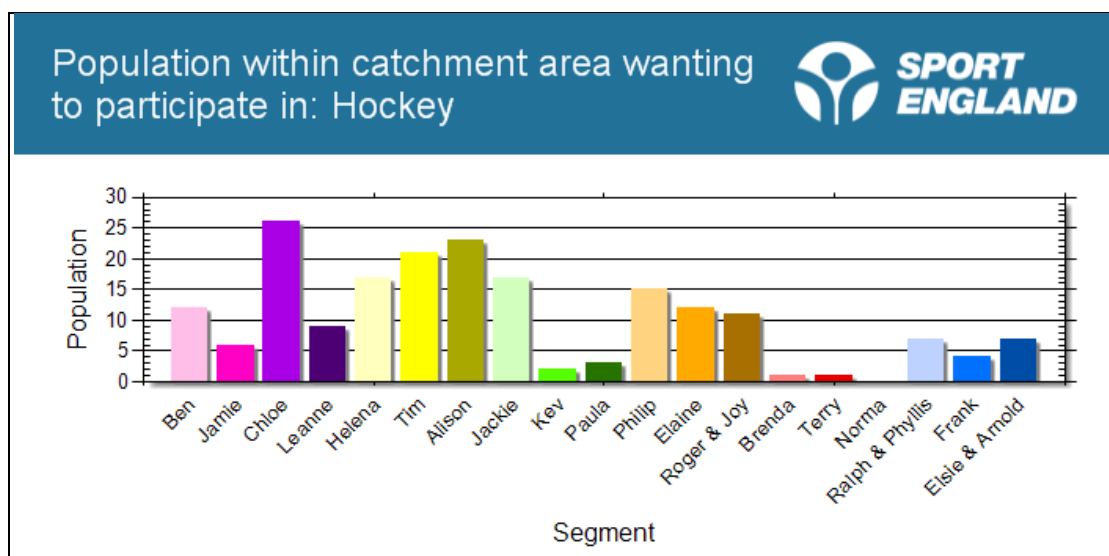
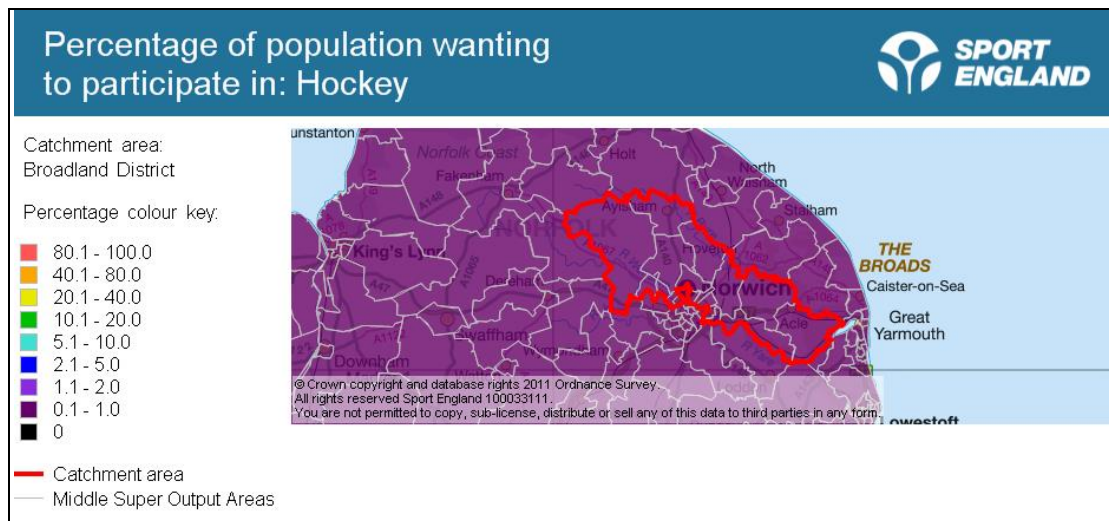
Actual



Segment	Catchment Pop.	CSP Pop.	Rgn Pop.	Nat Pop.	Catchment %	CSP %	Rgn %	Nat %
Ben	60	338	2761	23238	17.5	16.4	18.1	17.7
Jamie	8	123	753	9165	2.3	6	4.9	7
Chloe	56	307	2613	20994	16.4	14.9	17.1	16
Leanne	8	96	604	7200	2.3	4.7	4	5.5
Helena	20	120	863	7094	5.8	5.8	5.7	5.4
Tim	59	294	2386	18146	17.3	14.3	15.6	13.8
Alison	25	107	912	6711	7.3	5.2	6	5.1

Jackie	16	96	682	6224	4.7	4.7	4.5	4.7
Kev	4	63	389	5060	1.2	3.1	2.5	3.8
Paula	1	20	131	1532	0.3	1	0.9	1.2
Philip	44	241	1695	13737	12.9	11.7	11.1	10.4
Elaine	12	72	481	3853	3.5	3.5	3.2	2.9
Roger & Joy	11	55	289	2151	3.2	2.7	1.9	1.6
Brenda	2	21	116	1576	0.6	1	0.8	1.2
Terry	1	9	46	525	0.3	0.4	0.3	0.4
Norma	0	0	0	0	0	0	0	0
Ralph & Phyllis	8	52	337	2538	2.3	2.5	2.2	1.9
Frank	3	15	70	590	0.9	0.7	0.5	0.4
Elsie & Arnold	4	27	135	1218	1.2	1.3	0.9	0.9
Total	342	2056	15263	131552	100	99.9	100.2	99.9

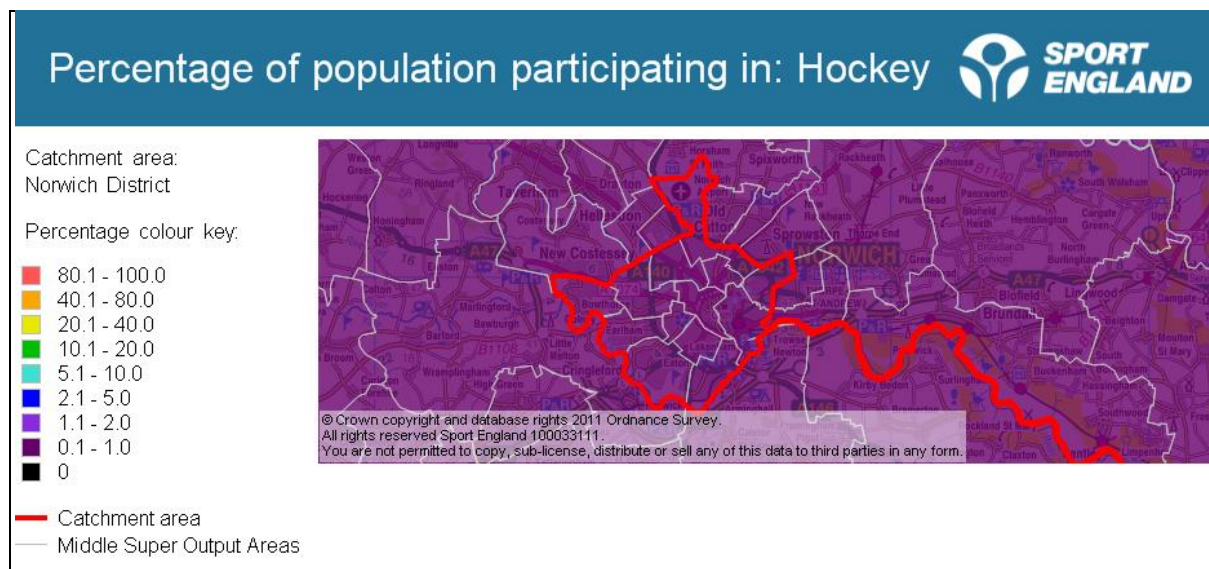
Potential



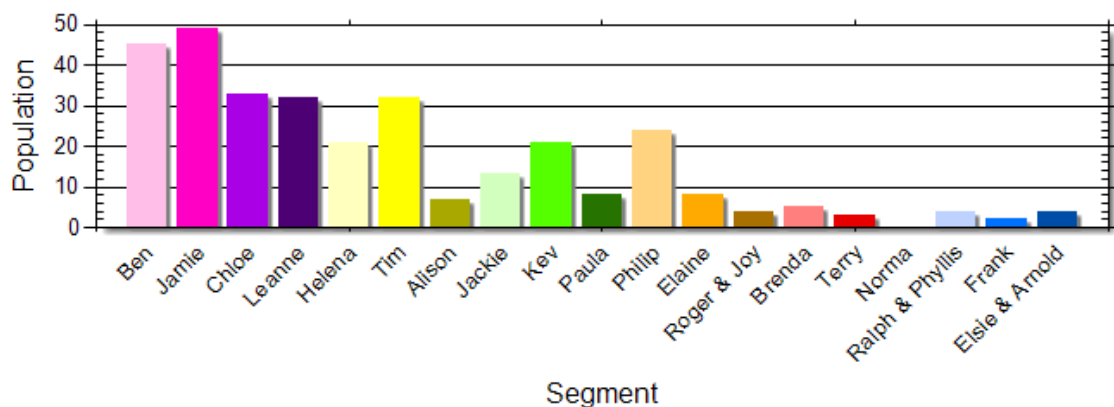
Segment	Catchment Pop.	CSP Pop.	Rgn Pop.	Nat Pop.	Catchment %	CSP %	Rgn %	Nat %
Ben	12	66	539	4530	6.2	5.3	6.1	5.8
Jamie	6	100	612	7443	3.1	8	7	9.5
Chloe	26	140	1186	9524	13.4	11.2	13.5	12.1
Leanne	9	103	654	7798	4.6	8.3	7.4	9.9
Helena	17	104	746	6131	8.8	8.3	8.5	7.8
Tim	21	101	820	6237	10.8	8.1	9.3	7.9
Alison	23	98	834	6131	11.9	7.9	9.5	7.8
Jackie	17	103	731	6679	8.8	8.3	8.3	8.5
Kev	2	29	180	2336	1	2.3	2	3
Paula	3	55	360	4231	1.5	4.4	4.1	5.4
Philip	15	80	560	4538	7.7	6.4	6.4	5.8
Elaine	12	73	487	3903	6.2	5.8	5.5	5
Roger & Joy	11	55	289	2154	5.7	4.4	3.3	2.7
Brenda	1	9	48	648	0.5	0.7	0.5	0.8
Terry	1	17	92	1065	0.5	1.4	1	1.4
Norma	0	0	0	0	0	0	0	0
Ralph & Phyllis	7	49	312	2352	3.6	3.9	3.6	3
Frank	4	20	97	820	2.1	1.6	1.1	1
Elsie & Arnold	7	46	236	2134	3.6	3.7	2.7	2.7
Total	194	1248	8783	78654	100	100	99.8	100.1

NORWICH

Actual

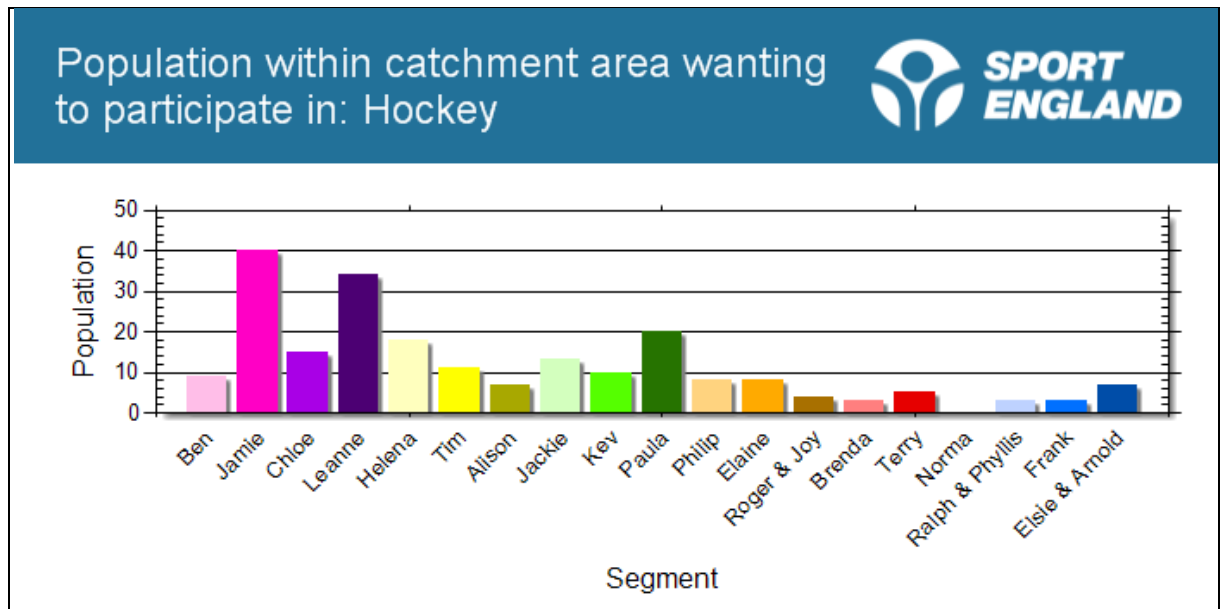
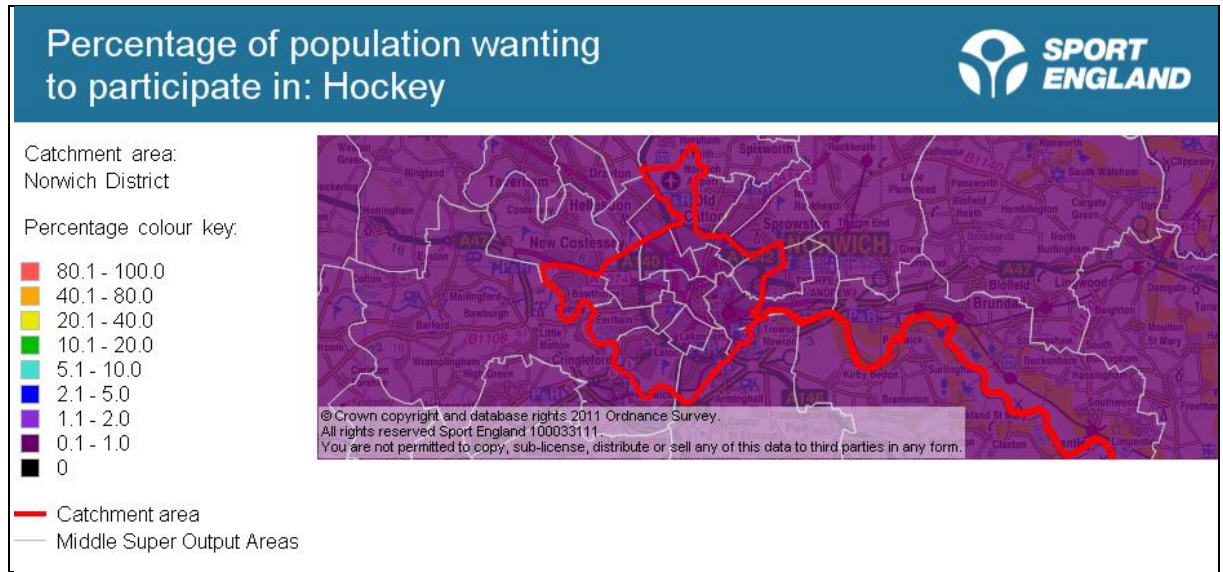


Population within catchment area participating in: Hockey



Segment	Catchment Pop.	CSP Pop.	Rgn Pop.	Nat Pop.	Catchment %	CSP %	Rgn %	Nat %
Ben	45	338	2761	23238	14.3	16.4	18.1	17.7
Jamie	49	123	753	9165	15.6	6	4.9	7
Chloe	33	307	2613	20994	10.5	14.9	17.1	16
Leanne	32	96	604	7200	10.2	4.7	4	5.5
Helena	21	120	863	7094	6.7	5.8	5.7	5.4
Tim	32	294	2386	18146	10.2	14.3	15.6	13.8
Alison	7	107	912	6711	2.2	5.2	6	5.1
Jackie	13	96	682	6224	4.1	4.7	4.5	4.7
Kev	21	63	389	5060	6.7	3.1	2.5	3.8
Paula	8	20	131	1532	2.5	1	0.9	1.2
Philip	24	241	1695	13737	7.6	11.7	11.1	10.4
Elaine	8	72	481	3853	2.5	3.5	3.2	2.9
Roger & Joy	4	55	289	2151	1.3	2.7	1.9	1.6
Brenda	5	21	116	1576	1.6	1	0.8	1.2
Terry	3	9	46	525	1	0.4	0.3	0.4
Norma	0	0	0	0	0	0	0	0
Ralph & Phyllis	4	52	337	2538	1.3	2.5	2.2	1.9
Frank	2	15	70	590	0.6	0.7	0.5	0.4
Elsie & Arnold	4	27	135	1218	1.3	1.3	0.9	0.9
Total	315	2056	15263	131552	100.2	99.9	100.2	99.9

Potential

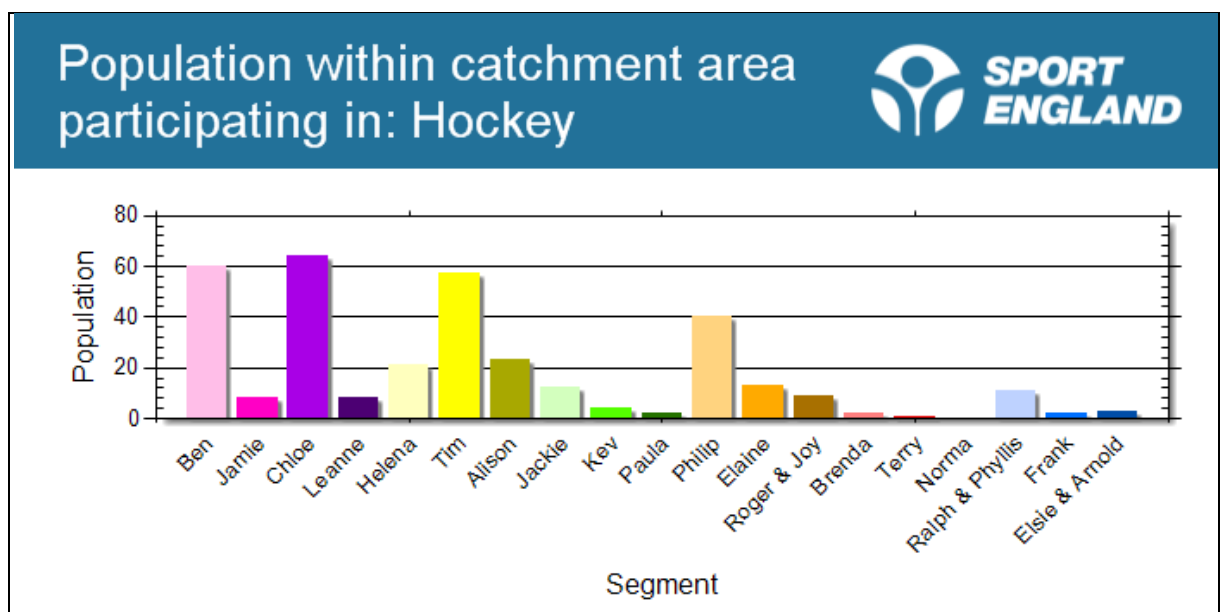
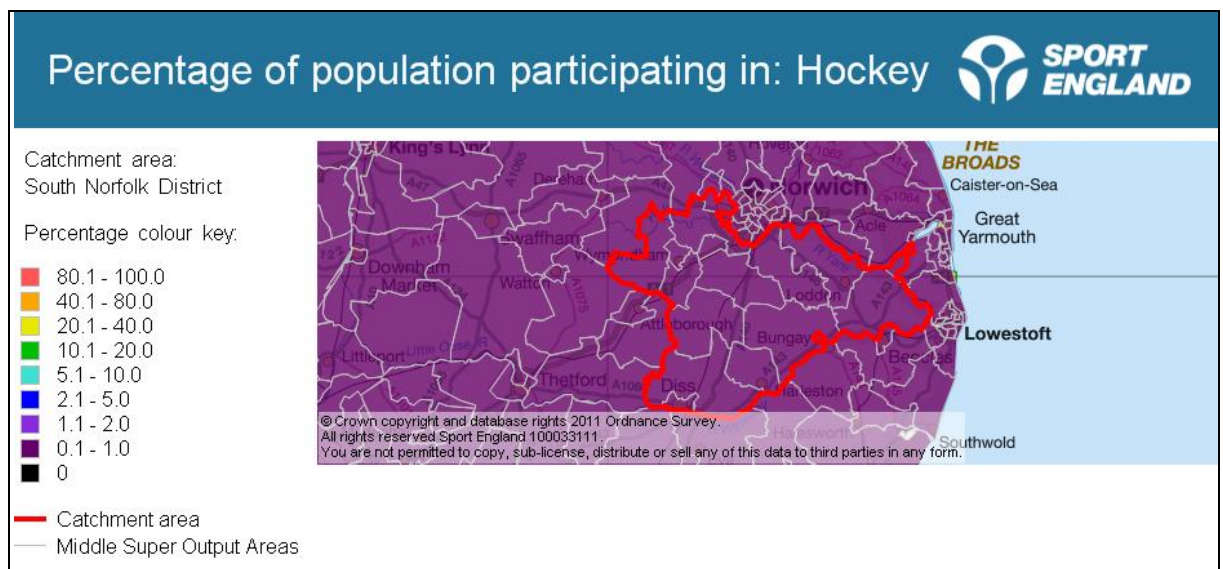


Segment	Catchment Pop.	CSP Pop.	Rgn Pop.	Nat Pop.	Catchment %	CSP %	Rgn %	Nat %
Ben	9	66	539	4530	4.1	5.3	6.1	5.8
Jamie	40	100	612	7443	18.3	8	7	9.5
Chloe	15	140	1186	9524	6.9	11.2	13.5	12.1
Leanne	34	103	654	7798	15.6	8.3	7.4	9.9
Helena	18	104	746	6131	8.3	8.3	8.5	7.8
Tim	11	101	820	6237	5	8.1	9.3	7.9
Alison	7	98	834	6131	3.2	7.9	9.5	7.8
Jackie	13	103	731	6679	6	8.3	8.3	8.5
Kev	10	29	180	2336	4.6	2.3	2	3
Paula	20	55	360	4231	9.2	4.4	4.1	5.4
Philip	8	80	560	4538	3.7	6.4	6.4	5.8

Elaine	8	73	487	3903	3.7	5.8	5.5	5
Roger & Joy	4	55	289	2154	1.8	4.4	3.3	2.7
Brenda	3	9	48	648	1.4	0.7	0.5	0.8
Terry	5	17	92	1065	2.3	1.4	1	1.4
Norma	0	0	0	0	0	0	0	0
Ralph & Phyllis	3	49	312	2352	1.4	3.9	3.6	3
Frank	3	20	97	820	1.4	1.6	1.1	1
Elsie & Arnold	7	46	236	2134	3.2	3.7	2.7	2.7
Total	218	1248	8783	78654	100.1	100	99.8	100.1

SOUTH NORFOLK

Actual

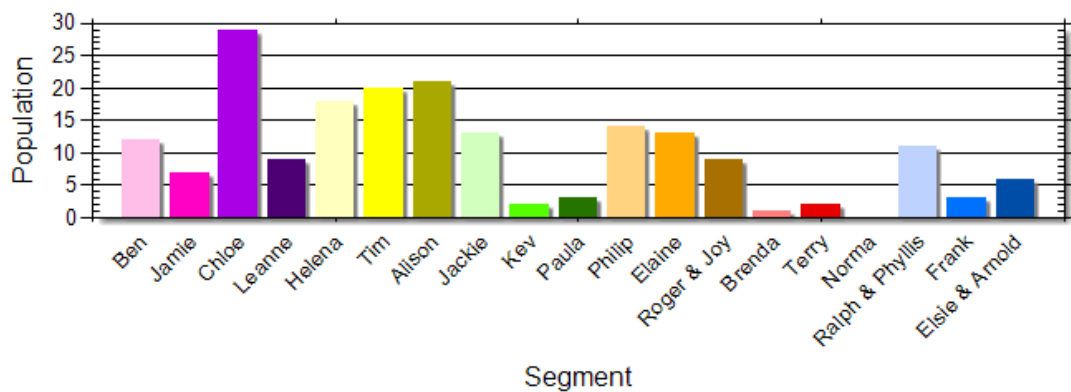


Segment	Catchment Pop.	CSP Pop.	Rgn Pop.	Nat Pop.	Catchment %	CSP %	Rgn %	Nat %
Ben	60	338	2761	23238	17.6	16.4	18.1	17.7
Jamie	8	123	753	9165	2.4	6	4.9	7
Chloe	64	307	2613	20994	18.8	14.9	17.1	16
Leanne	8	96	604	7200	2.4	4.7	4	5.5
Helena	21	120	863	7094	6.2	5.8	5.7	5.4
Tim	57	294	2386	18146	16.8	14.3	15.6	13.8
Alison	23	107	912	6711	6.8	5.2	6	5.1
Jackie	12	96	682	6224	3.5	4.7	4.5	4.7
Kev	4	63	389	5060	1.2	3.1	2.5	3.8
Paula	2	20	131	1532	0.6	1	0.9	1.2
Philip	40	241	1695	13737	11.8	11.7	11.1	10.4
Elaine	13	72	481	3853	3.8	3.5	3.2	2.9
Roger & Joy	9	55	289	2151	2.6	2.7	1.9	1.6
Brenda	2	21	116	1576	0.6	1	0.8	1.2
Terry	1	9	46	525	0.3	0.4	0.3	0.4
Norma	0	0	0	0	0	0	0	0
Ralph & Phyllis	11	52	337	2538	3.2	2.5	2.2	1.9
Frank	2	15	70	590	0.6	0.7	0.5	0.4
Elsie & Arnold	3	27	135	1218	0.9	1.3	0.9	0.9
Total	340	2056	15263	131552	100.1	99.9	100.2	99.9

Potential



Population within catchment area wanting to participate in: Hockey

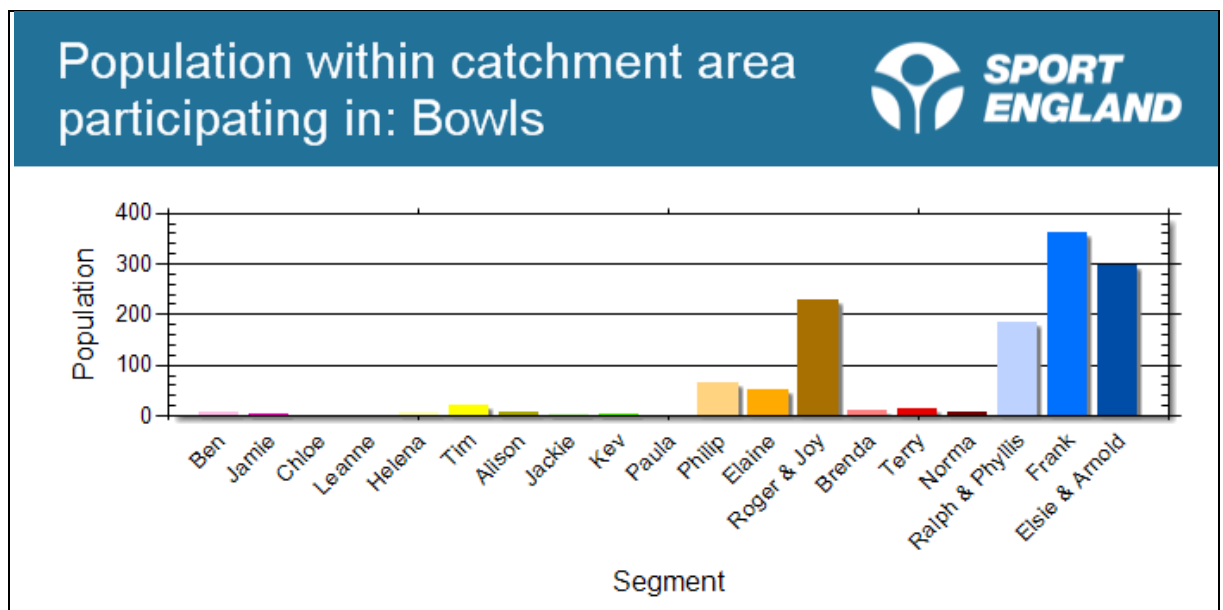
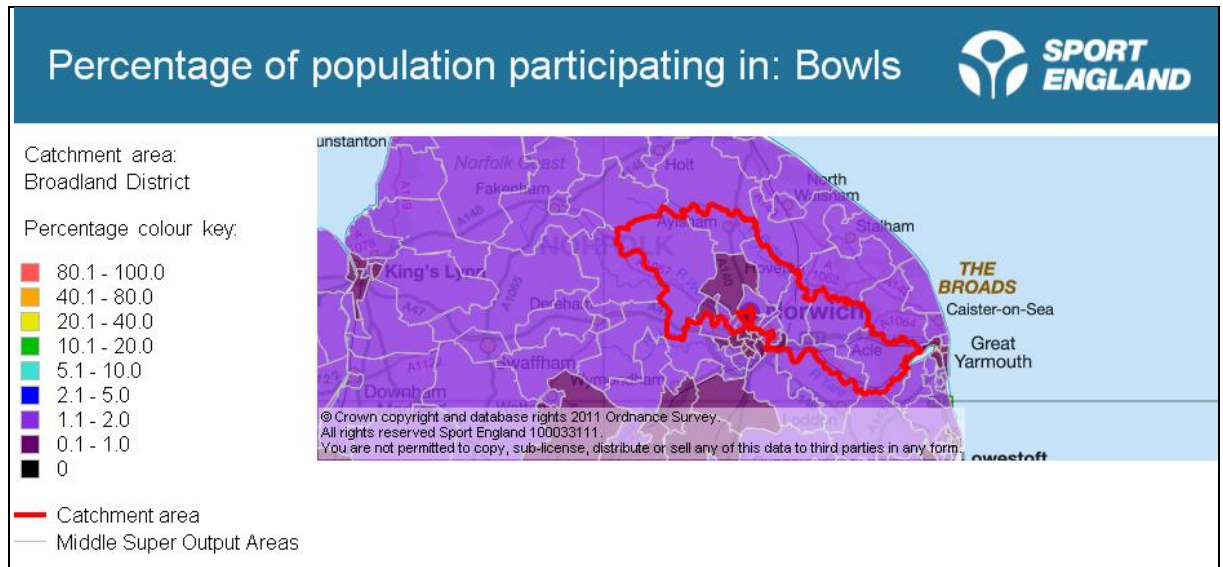


Segment	Catchment Pop.	CSP Pop.	Rgn Pop.	Nat Pop.	Catchment %	CSP %	Rgn %	Nat %
Ben	12	66	539	4530	6.2	5.3	6.1	5.8
Jamie	7	100	612	7443	3.6	8	7	9.5
Chloe	29	140	1186	9524	15	11.2	13.5	12.1
Leanne	9	103	654	7798	4.7	8.3	7.4	9.9
Helena	18	104	746	6131	9.3	8.3	8.5	7.8
Tim	20	101	820	6237	10.4	8.1	9.3	7.9
Alison	21	98	834	6131	10.9	7.9	9.5	7.8
Jackie	13	103	731	6679	6.7	8.3	8.3	8.5
Kev	2	29	180	2336	1	2.3	2	3
Paula	3	55	360	4231	1.6	4.4	4.1	5.4
Phillip	14	80	560	4538	7.3	6.4	6.4	5.8
Elaine	13	73	487	3903	6.7	5.8	5.5	5
Roger & Joy	9	55	289	2154	4.7	4.4	3.3	2.7
Brenda	1	9	48	648	0.5	0.7	0.5	0.8
Terry	2	17	92	1065	1	1.4	1	1.4
Norma	0	0	0	0	0	0	0	0
Ralph & Phyllis	11	49	312	2352	5.7	3.9	3.6	3
Frank	3	20	97	820	1.6	1.6	1.1	1
Elsie & Arnold	6	46	236	2134	3.1	3.7	2.7	2.7
Total	193	1248	8783	78654	100	100	99.8	100.1

BOWLS

BROADLAND

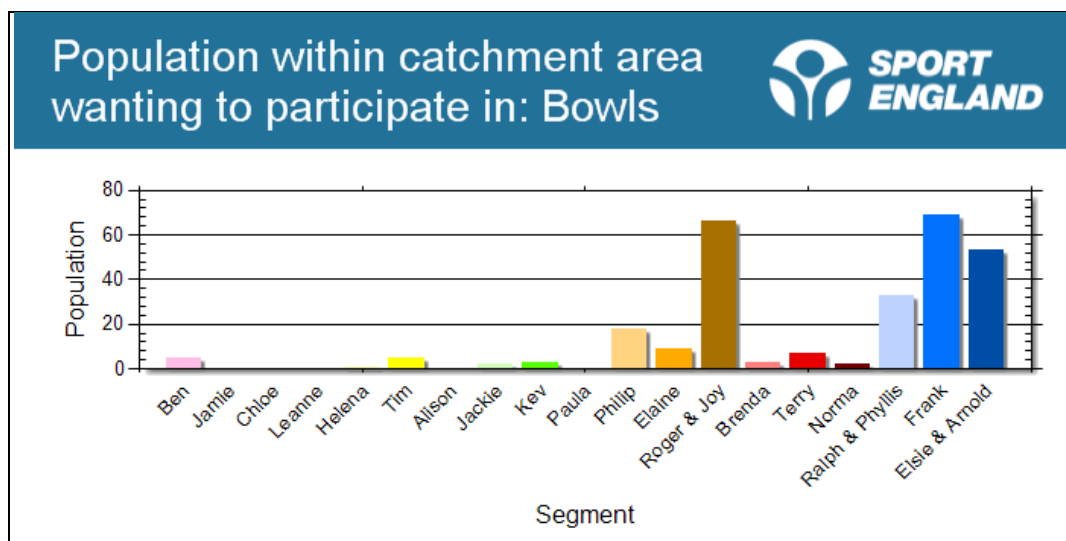
Actual



Segment	Catchment Pop.	CSP Pop.	Rgn Pop.	Nat Pop.	Catchment %	CSP %	Rgn %	Nat %
Ben	7	40	325	2734	0.6	0.5	0.7	0.7
Jamie	3	38	232	2820	0.2	0.5	0.5	0.7
Chloe	1	6	43	345	0.1	0.1	0.1	0.1
Leanne	0	0	0	0	0	0	0	0
Helena	8	49	350	2872	0.6	0.6	0.8	0.7
Tim	21	100	809	6152	1.7	1.2	1.8	1.6
Alison	7	29	246	1807	0.6	0.4	0.5	0.5

Jackie	5	30	210	1915	0.4	0.4	0.5	0.5
Kev	5	96	599	7784	0.4	1.2	1.3	2
Paula	1	7	44	511	0.1	0.1	0.1	0.1
Philip	64	351	2465	19981	5	4.3	5.4	5.1
Elaine	50	298	2003	16052	3.9	3.6	4.4	4.1
Roger & Joy	229	1208	6392	47677	18	14.7	13.9	12.2
Brenda	10	121	682	9299	0.8	1.5	1.5	2.4
Terry	13	230	1284	14948	1	2.8	2.8	3.8
Norma	6	130	743	9042	0.5	1.6	1.6	2.3
Ralph & Phyllis	183	1307	8465	63854	14.4	15.9	18.4	16.3
Frank	361	2119	10477	89052	28.4	25.8	22.8	22.7
Elsie & Arnold	296	2043	10516	95171	23.3	24.9	22.9	24.3
Total	1270	8202	45885	392016	100	100.1	100	100.1

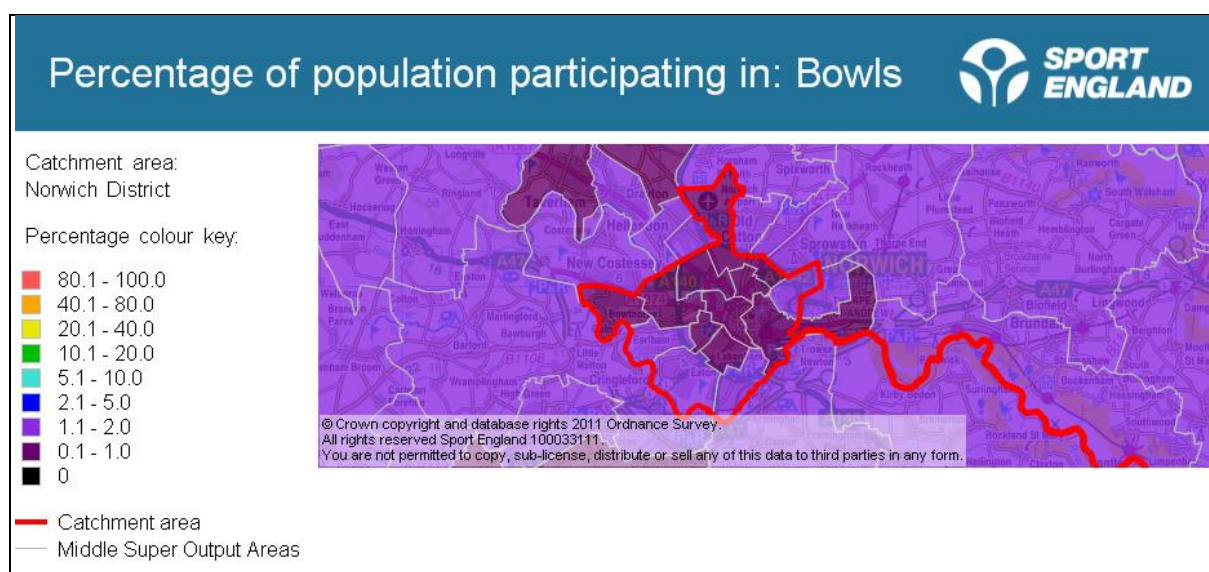
Potential



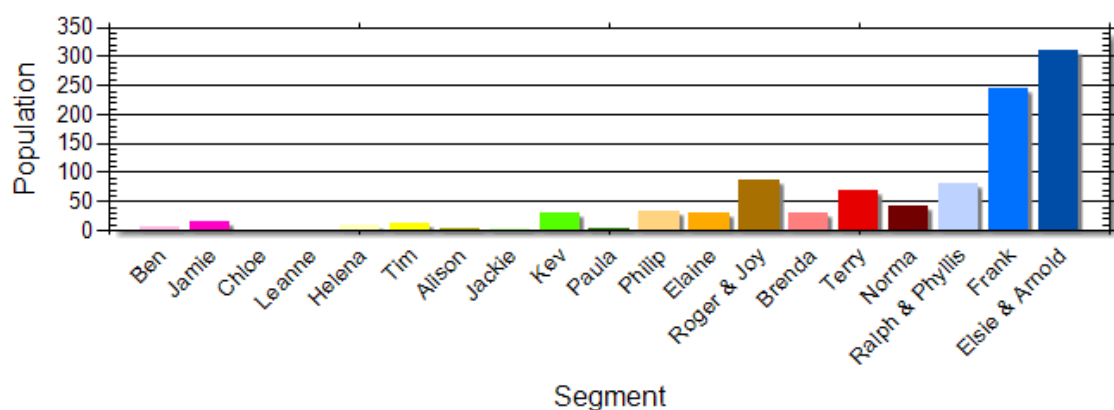
Segment	Catchment Pop.	CSP Pop.	Rgn Pop.	Nat Pop.	Catchment %	CSP %	Rgn %	Nat %
Ben	5	27	216	1812	1.8	1.5	2.2	2.1
Jamie	0	0	0	0	0	0	0	0
Chloe	0	0	0	0	0	0	0	0
Leanne	0	0	0	0	0	0	0	0
Helena	1	6	42	341	0.4	0.3	0.4	0.4
Tim	5	21	164	1248	1.8	1.2	1.6	1.4
Alison	0	0	0	0	0	0	0	0
Jackie	2	8	53	478	0.7	0.4	0.5	0.5
Kev	3	48	300	3892	1.1	2.7	3	4.5
Paula	0	0	0	0	0	0	0	0
Philip	18	98	684	5546	6.5	5.5	6.8	6.4
Elaine	9	55	366	2928	3.3	3.1	3.7	3.4
Roger & Joy	66	346	1829	13638	23.9	19.4	18.3	15.7
Brenda	3	34	190	2592	1.1	1.9	1.9	3
Terry	7	107	595	6920	2.5	6	5.9	8
Norma	2	33	188	2284	0.7	1.8	1.9	2.6
Ralph & Phyllis	33	235	1520	11466	12	13.2	15.2	13.2
Frank	69	400	1977	16798	25	22.4	19.8	19.3
Elsie & Arnold	53	367	1886	17065	19.2	20.6	18.8	19.6
Total	276	1785	10010	87008	100	100	100	100.1

NORWICH

Actual

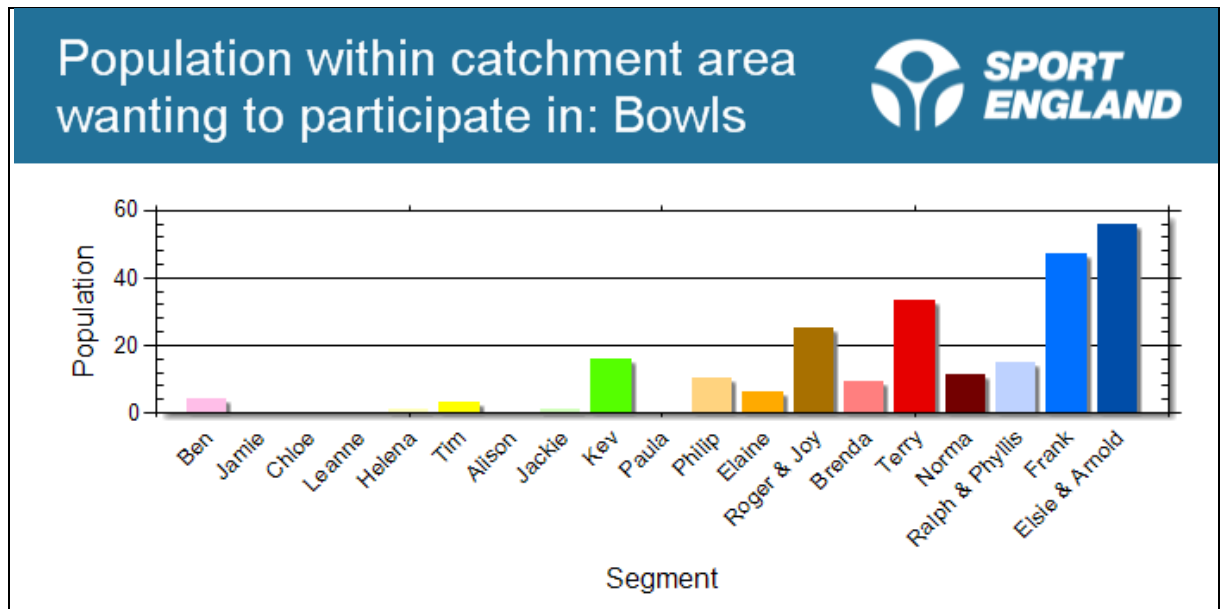


Population within catchment area participating in: Bowls



Segment	Catchment Pop.	CSP Pop.	Rgn Pop.	Nat Pop.	Catchment %	CSP %	Rgn %	Nat %
Ben	6	40	325	2734	0.6	0.5	0.7	0.7
Jamie	16	38	232	2820	1.6	0.5	0.5	0.7
Chloe	1	6	43	345	0.1	0.1	0.1	0.1
Leanne	0	0	0	0	0	0	0	0
Helena	9	49	350	2872	0.9	0.6	0.8	0.7
Tim	11	100	809	6152	1.1	1.2	1.8	1.6
Alison	2	29	246	1807	0.2	0.4	0.5	0.5
Jackie	4	30	210	1915	0.4	0.4	0.5	0.5
Kev	31	96	599	7784	3.1	1.2	1.3	2
Paula	3	7	44	511	0.3	0.1	0.1	0.1
Philip	34	351	2465	19981	3.4	4.3	5.4	5.1
Elaine	31	298	2003	16052	3.1	3.6	4.4	4.1
Roger & Joy	86	1208	6392	47677	8.5	14.7	13.9	12.2
Brenda	29	121	682	9299	2.9	1.5	1.5	2.4
Terry	70	230	1284	14948	6.9	2.8	2.8	3.8
Norma	42	130	743	9042	4.1	1.6	1.6	2.3
Ralph & Phyllis	82	1307	8465	63854	8.1	15.9	18.4	16.3
Frank	245	2119	10477	89052	24.2	25.8	22.8	22.7
Elsie & Arnold	311	2043	10516	95171	30.7	24.9	22.9	24.3
Total	1013	8202	45885	392016	100.2	100.1	100	100.1

Potential

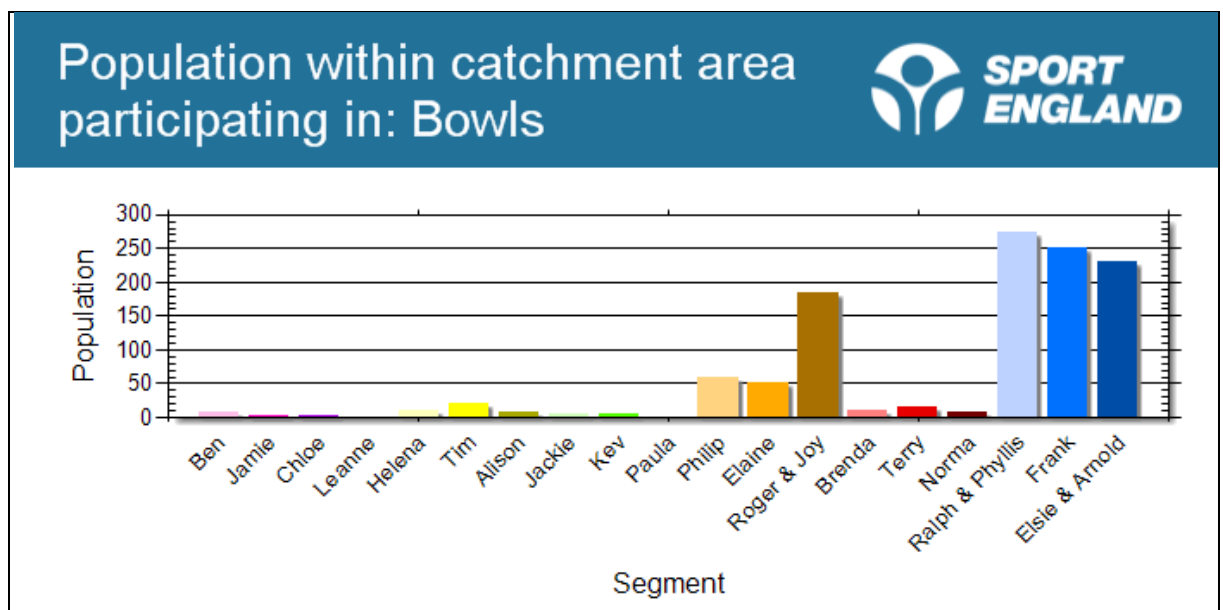
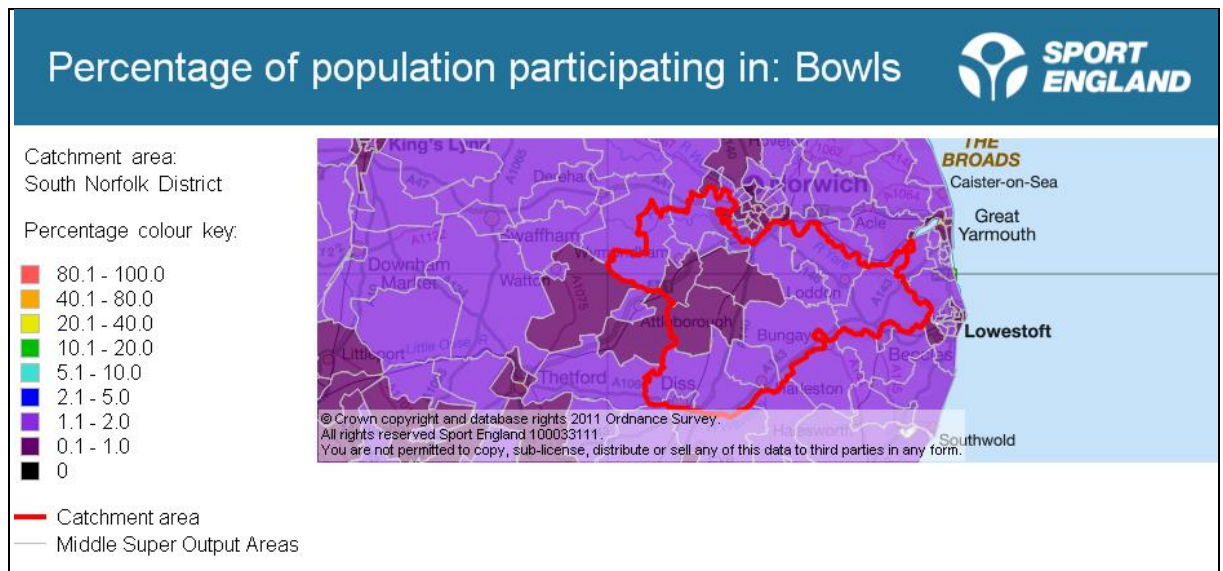


Segment	Catchment Pop.	CSP Pop.	Rgn Pop.	Nat Pop.	Catchment %	CSP %	Rgn %	Nat %
Ben	4	27	216	1812	1.7	1.5	2.2	2.1
Jamie	0	0	0	0	0	0	0	0
Chloe	0	0	0	0	0	0	0	0
Leanne	0	0	0	0	0	0	0	0
Helena	1	6	42	341	0.4	0.3	0.4	0.4
Tim	3	21	164	1248	1.3	1.2	1.6	1.4
Alison	0	0	0	0	0	0	0	0
Jackie	1	8	53	478	0.4	0.4	0.5	0.5
Kev	16	48	300	3892	6.8	2.7	3	4.5
Paula	0	0	0	0	0	0	0	0
Philip	10	98	684	5546	4.2	5.5	6.8	6.4

Elaine	6	55	366	2928	2.5	3.1	3.7	3.4
Roger & Joy	25	346	1829	13638	10.5	19.4	18.3	15.7
Brenda	9	34	190	2592	3.8	1.9	1.9	3
Terry	33	107	595	6920	13.9	6	5.9	8
Norma	11	33	188	2284	4.6	1.8	1.9	2.6
Ralph & Phyllis	15	235	1520	11466	6.3	13.2	15.2	13.2
Frank	47	400	1977	16798	19.8	22.4	19.8	19.3
Elsie & Arnold	56	367	1886	17065	23.6	20.6	18.8	19.6
Total	237	1785	10010	87008	99.8	100	100	100.1

SOUTH NORFOLK

Actual

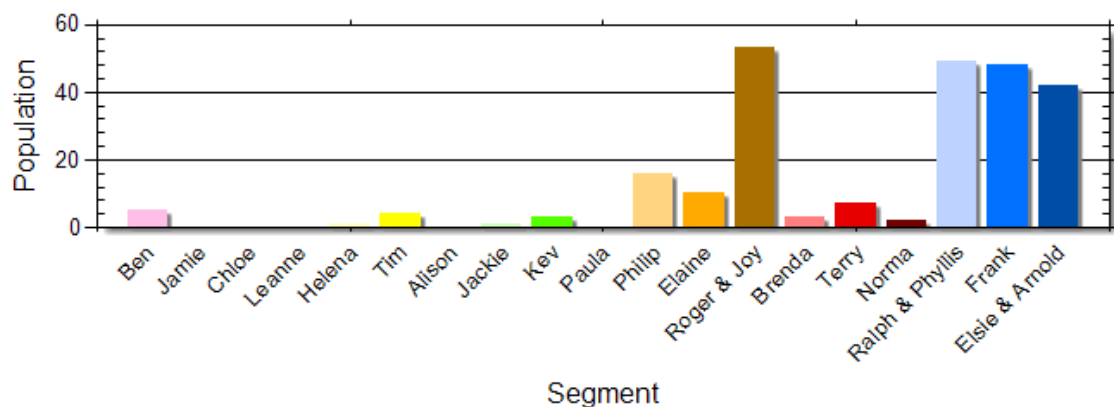


Segment	Catchment Pop.	CSP Pop.	Rgn Pop.	Nat Pop.	Catchment %	CSP %	Rgn %	Nat %
Ben	8	40	325	2734	0.7	0.5	0.7	0.7
Jamie	3	38	232	2820	0.3	0.5	0.5	0.7
Chloe	2	6	43	345	0.2	0.1	0.1	0.1
Leanne	0	0	0	0	0	0	0	0
Helena	9	49	350	2872	0.8	0.6	0.8	0.7
Tim	20	100	809	6152	1.8	1.2	1.8	1.6
Alison	7	29	246	1807	0.6	0.4	0.5	0.5
Jackie	4	30	210	1915	0.4	0.4	0.5	0.5
Kev	6	96	599	7784	0.5	1.2	1.3	2
Paula	1	7	44	511	0.1	0.1	0.1	0.1
Philip	58	351	2465	19981	5.1	4.3	5.4	5.1
Elaine	52	298	2003	16052	4.6	3.6	4.4	4.1
Roger & Joy	183	1208	6392	47677	16.1	14.7	13.9	12.2
Brenda	10	121	682	9299	0.9	1.5	1.5	2.4
Terry	15	230	1284	14948	1.3	2.8	2.8	3.8
Norma	8	130	743	9042	0.7	1.6	1.6	2.3
Ralph & Phyllis	273	1307	8465	63854	24	15.9	18.4	16.3
Frank	250	2119	10477	89052	21.9	25.8	22.8	22.7
Elsie & Arnold	230	2043	10516	95171	20.2	24.9	22.9	24.3
Total	1139	8202	45885	392016	100.2	100.1	100	100.1

Potential



Population within catchment area wanting to participate in: Bowls

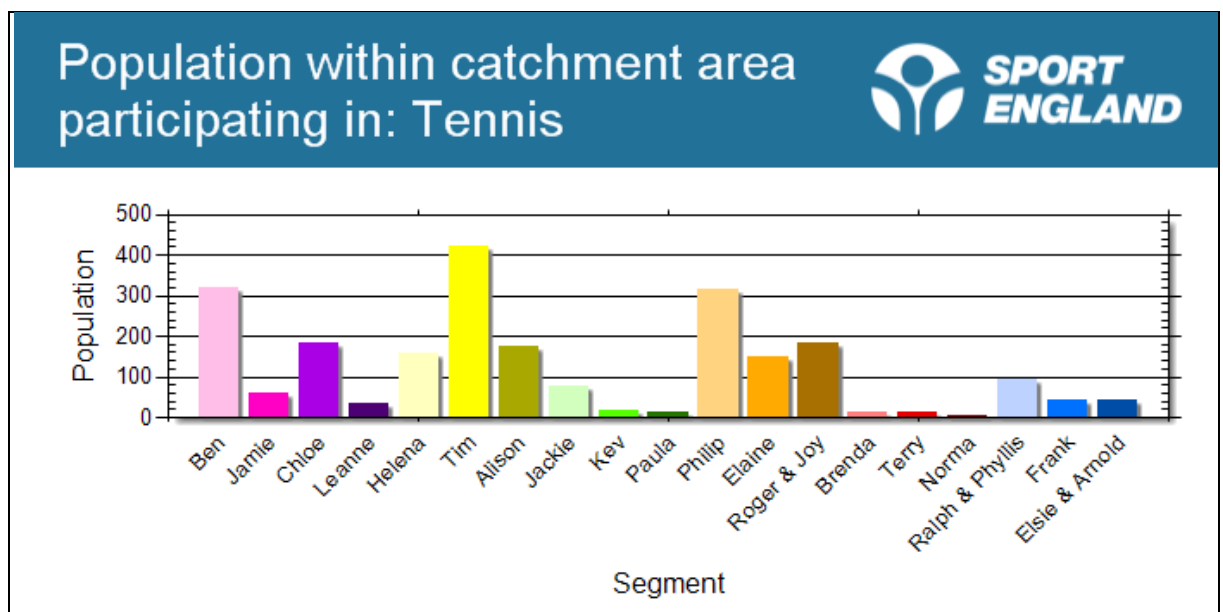
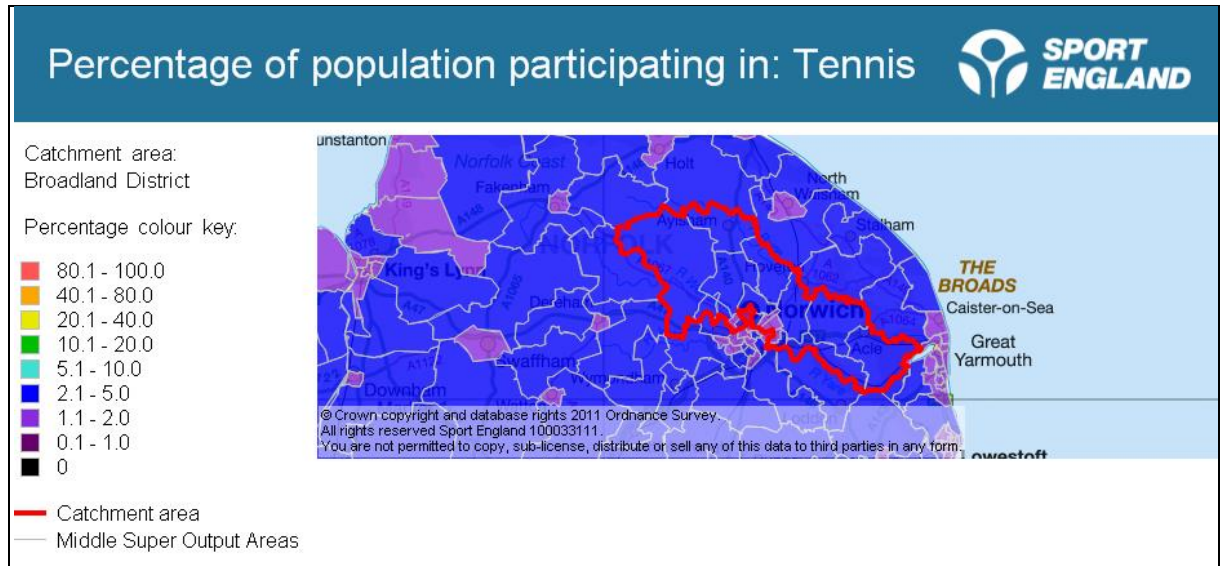


Segment	Catchment Pop.	CSP Pop.	Rgn Pop.	Nat Pop.	Catchment %	CSP %	Rgn %	Nat %
Ben	5	27	216	1812	2	1.5	2.2	2.1
Jamie	0	0	0	0	0	0	0	0
Chloe	0	0	0	0	0	0	0	0
Leanne	0	0	0	0	0	0	0	0
Helena	1	6	42	341	0.4	0.3	0.4	0.4
Tim	4	21	164	1248	1.6	1.2	1.6	1.4
Alison	0	0	0	0	0	0	0	0
Jackie	1	8	53	478	0.4	0.4	0.5	0.5
Kev	3	48	300	3892	1.2	2.7	3	4.5
Paula	0	0	0	0	0	0	0	0
Philip	16	98	684	5546	6.6	5.5	6.8	6.4
Elaine	10	55	366	2928	4.1	3.1	3.7	3.4
Roger & Joy	53	346	1829	13638	21.7	19.4	18.3	15.7
Brenda	3	34	190	2592	1.2	1.9	1.9	3
Terry	7	107	595	6920	2.9	6	5.9	8
Norma	2	33	188	2284	0.8	1.8	1.9	2.6
Ralph & Phyllis	49	235	1520	11466	20.1	13.2	15.2	13.2
Frank	48	400	1977	16798	19.7	22.4	19.8	19.3
Elsie & Arnold	42	367	1886	17065	17.2	20.6	18.8	19.6
Total	244	1785	10010	87008	99.9	100	100	100.1

TENNIS

BROADLAND

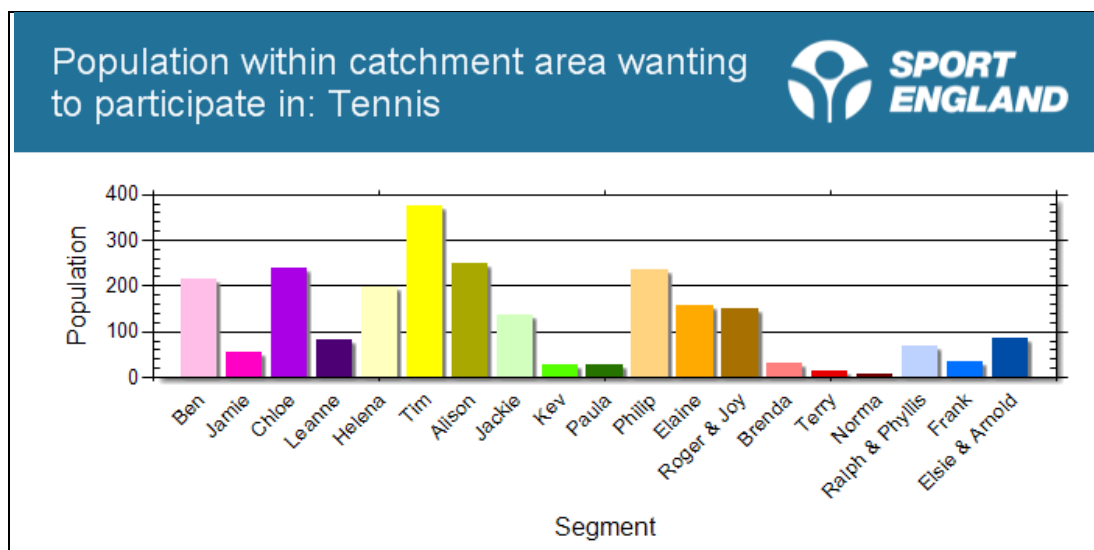
Actual



Segment	Catchment Pop.	CSP Pop.	Rgn Pop.	Nat Pop.	Catchment %	CSP %	Rgn %	Nat %
Ben	320	1814	14834	124844	13.8	12.6	14.4	14.1
Jamie	60	1017	6253	76139	2.6	7.1	6.1	8.6
Chloe	184	1011	8609	69175	8	7	8.4	7.8
Leanne	32	398	2524	30109	1.4	2.8	2.5	3.4
Helena	157	967	6985	57427	6.8	6.7	6.8	6.5
Tim	424	2110	17140	130405	18.3	14.7	16.7	14.7
Alison	176	759	6489	47745	7.6	5.3	6.3	5.4

Jackie	77	475	3380	30879	3.3	3.3	3.3	3.5
Kev	17	325	2034	26466	0.7	2.3	2	3
Paula	12	275	1822	21445	0.5	1.9	1.8	2.4
Philip	314	1727	12136	98406	13.6	12	11.8	11.1
Elaine	151	908	6107	48957	6.5	6.3	5.9	5.5
Roger & Joy	185	977	5167	38536	8	6.8	5	4.3
Brenda	14	184	1040	14184	0.6	1.3	1	1.6
Terry	11	182	1014	11801	0.5	1.3	1	1.3
Norma	4	76	435	5293	0.2	0.5	0.4	0.6
Ralph & Phyllis	94	673	4354	32843	4.1	4.7	4.2	3.7
Frank	41	239	1180	10026	1.8	1.7	1.1	1.1
Elsie & Arnold	41	279	1435	12988	1.8	1.9	1.4	1.5
Total	2314	14396	102938	887668	100.1	100.2	100.1	100.1

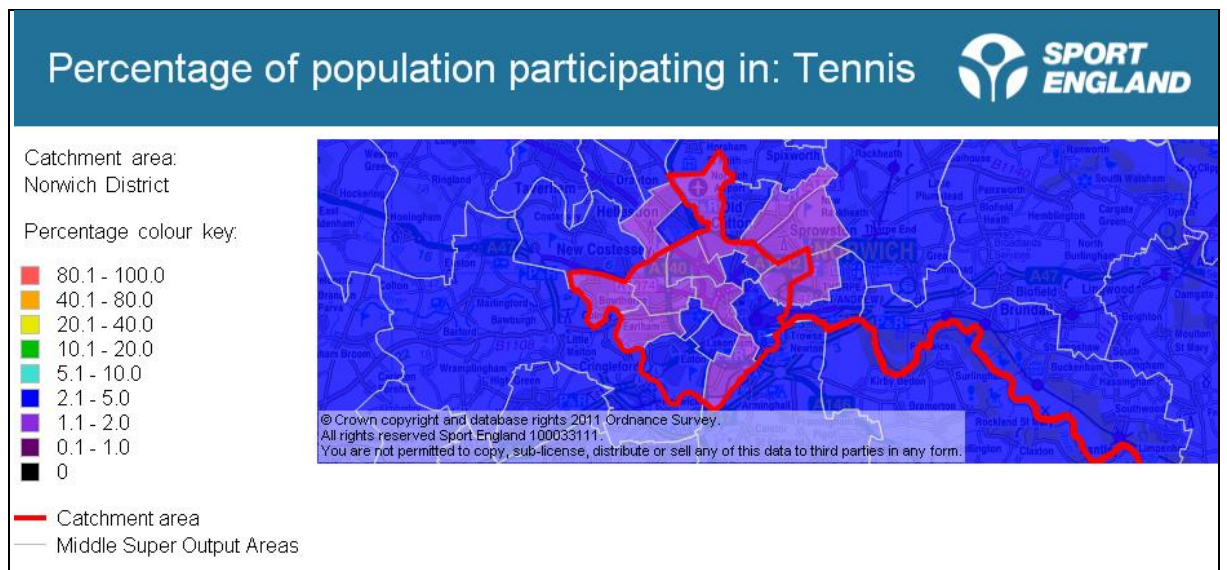
Potential



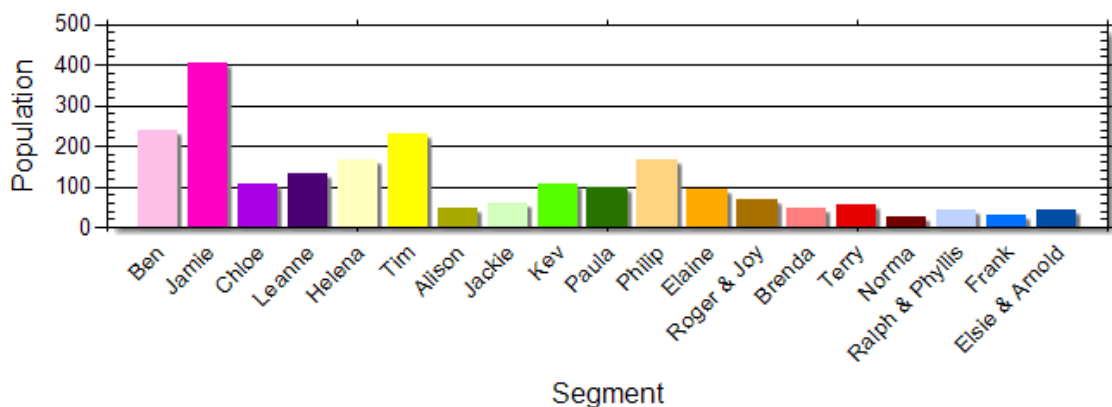
Segment	Catchment Pop.	CSP Pop.	Rgn Pop.	Nat Pop.	Catchment %	CSP %	Rgn %	Nat %
Ben	216	1224	10010	84246	9.1	7.8	9.1	8.5
Jamie	54	915	5624	68475	2.3	5.9	5.1	6.9
Chloe	237	1302	11091	89117	9.9	8.3	10	9
Leanne	82	1030	6537	77978	3.4	6.6	5.9	7.9
Helena	199	1221	8824	72541	8.4	7.8	8	7.3
Tim	374	1857	15083	114751	15.7	11.9	13.6	11.6
Alison	250	1080	9234	67945	10.5	6.9	8.4	6.9
Jackie	137	843	6004	54862	5.8	5.4	5.4	5.6
Kev	27	507	3171	41256	1.1	3.2	2.9	4.2
Paula	26	597	3953	46541	1.1	3.8	3.6	4.7
Philip	236	1300	9140	74111	9.9	8.3	8.3	7.5
Elaine	157	947	6369	51062	6.6	6.1	5.8	5.2
Roger & Joy	150	791	4186	31222	6.3	5.1	3.8	3.2
Brenda	31	408	2303	31424	1.3	2.6	2.1	3.2
Terry	12	197	1097	12775	0.5	1.3	1	1.3
Norma	7	144	826	10048	0.3	0.9	0.7	1
Ralph & Phyllis	69	488	3157	23814	2.9	3.1	2.9	2.4
Frank	34	195	964	8194	1.4	1.2	0.9	0.8
Elsie & Arnold	84	577	2970	26877	3.5	3.7	2.7	2.7
Total	2382	15623	110543	987239	100	99.9	100.2	99.9

NORWICH

Actual

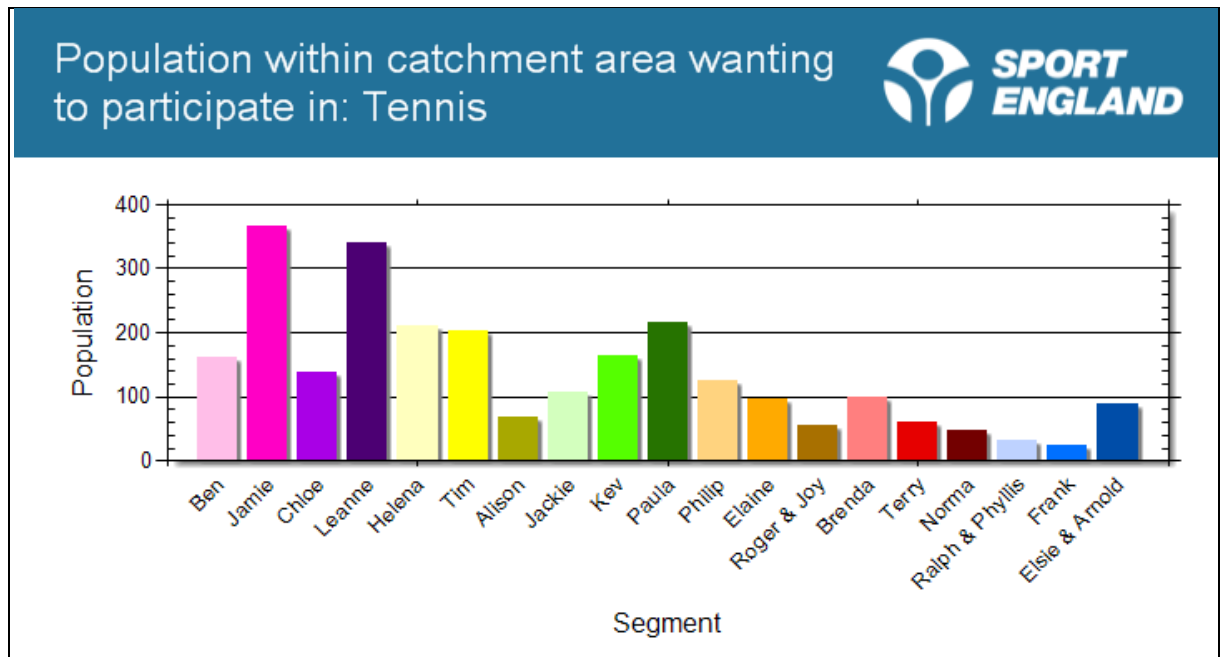


Population within catchment area participating in: Tennis



Segment	Catchment Pop.	CSP Pop.	Rgn Pop.	Nat Pop.	Catchment %	CSP %	Rgn %	Nat %
Ben	238	1814	14834	124844	11	12.6	14.4	14.1
Jamie	407	1017	6253	76139	18.8	7.1	6.1	8.6
Chloe	106	1011	8609	69175	4.9	7	8.4	7.8
Leanne	131	398	2524	30109	6.1	2.8	2.5	3.4
Helena	167	967	6985	57427	7.7	6.7	6.8	6.5
Tim	229	2110	17140	130405	10.6	14.7	16.7	14.7
Alison	48	759	6489	47745	2.2	5.3	6.3	5.4
Jackie	60	475	3380	30879	2.8	3.3	3.3	3.5
Kev	106	325	2034	26466	4.9	2.3	2	3
Paula	100	275	1822	21445	4.6	1.9	1.8	2.4
Philip	167	1727	12136	98406	7.7	12	11.8	11.1
Elaine	93	908	6107	48957	4.3	6.3	5.9	5.5
Roger & Joy	70	977	5167	38536	3.2	6.8	5	4.3
Brenda	45	184	1040	14184	2.1	1.3	1	1.6
Terry	56	182	1014	11801	2.6	1.3	1	1.3
Norma	25	76	435	5293	1.2	0.5	0.4	0.6
Ralph & Phyllis	42	673	4354	32843	1.9	4.7	4.2	3.7
Frank	28	239	1180	10026	1.3	1.7	1.1	1.1
Elsie & Arnold	43	279	1435	12988	2	1.9	1.4	1.5
Total	2161	14396	102938	887668	99.9	100.2	100.1	100.1

Potential

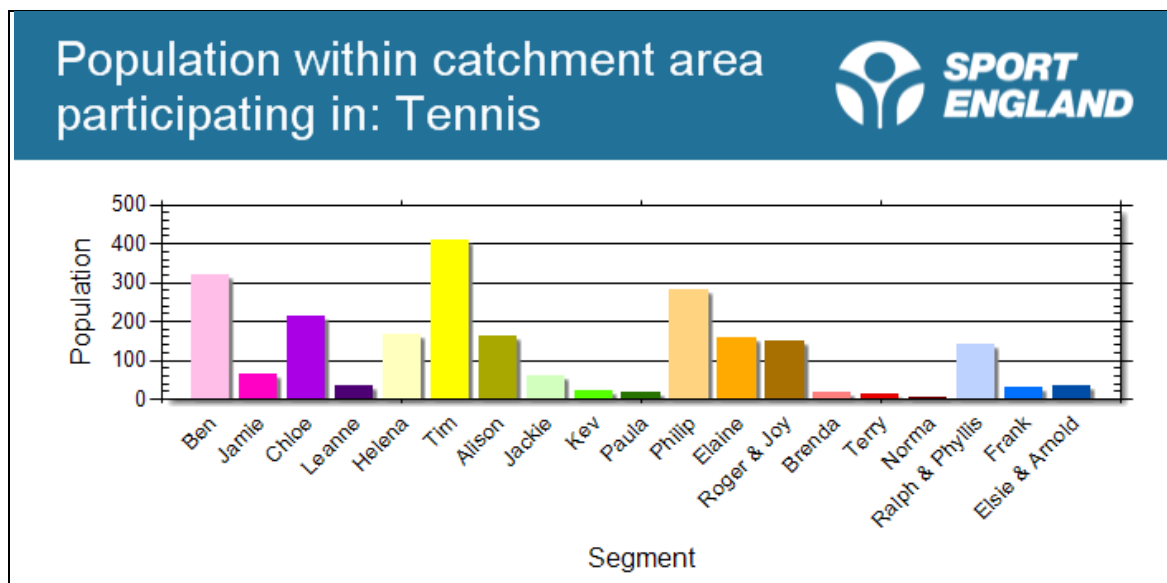
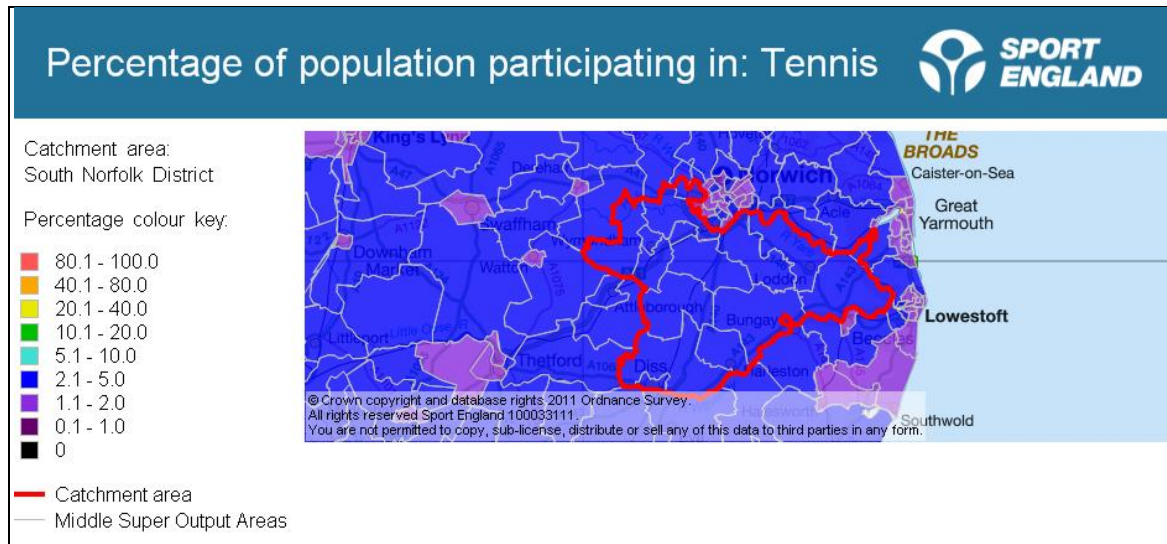


Segment	Catchment Pop.	CSP Pop.	Rgn Pop.	Nat Pop.	Catchment %	CSP %	Rgn %	Nat %
Ben	161	1224	10010	84246	6.2	7.8	9.1	8.5
Jamie	366	915	5624	68475	14.1	5.9	5.1	6.9
Chloe	137	1302	11091	89117	5.3	8.3	10	9
Leanne	339	1030	6537	77978	13	6.6	5.9	7.9
Helena	211	1221	8824	72541	8.1	7.8	8	7.3
Tim	202	1857	15083	114751	7.8	11.9	13.6	11.6
Alison	69	1080	9234	67945	2.7	6.9	8.4	6.9
Jackie	107	843	6004	54862	4.1	5.4	5.4	5.6
Kev	164	507	3171	41256	6.3	3.2	2.9	4.2

Paula	216	597	3953	46541	8.3	3.8	3.6	4.7
Philip	126	1300	9140	74111	4.8	8.3	8.3	7.5
Elaine	97	947	6369	51062	3.7	6.1	5.8	5.2
S O J R O J O Y	56	791	4186	31222	2.2	5.1	3.8	3.2
U B R E N D A	98	408	2303	31424	3.8	2.6	2.1	3.2
H T E R R Y	60	197	1097	12775	2.3	1.3	1	1.3
N O R M A	47	144	826	10048	1.8	0.9	0.7	1
R A L P H & P H Y L L I S	31	488	3157	23814	1.2	3.1	2.9	2.4
F R A N K	23	195	964	8194	0.9	1.2	0.9	0.8
E L S I E & A R N O L D	88	577	2970	26877	3.4	3.7	2.7	2.7
T O T A L	2598	15623	110543	987239	100	99.9	100.2	99.9

SOUTH NORFOLK

Actual

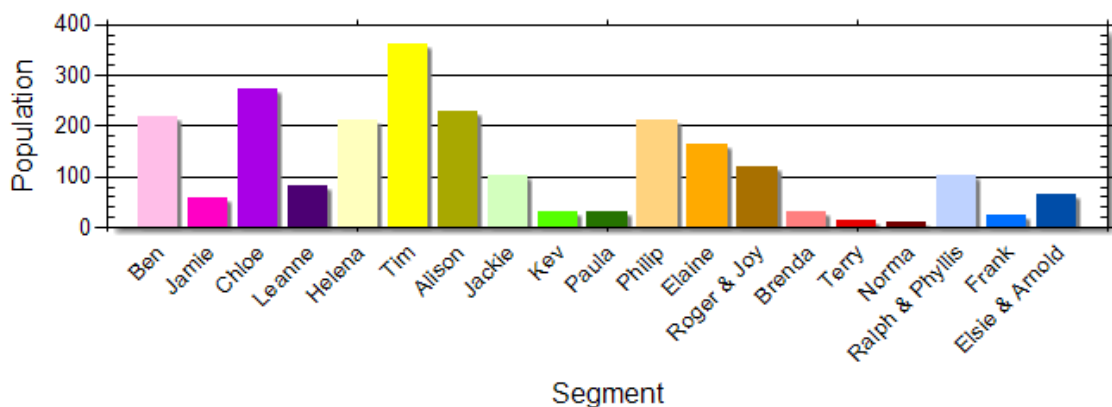


Segment	Catchment Pop.	CSP Pop.	Rgn Pop.	Nat Pop.	Catchment %	CSP %	Rgn %	Nat %
Ben	321	1814	14834	124844	14.1	12.6	14.4	14.1
Jamie	63	1017	6253	76139	2.8	7.1	6.1	8.6
Chloe	211	1011	8609	69175	9.3	7	8.4	7.8
Leanne	32	398	2524	30109	1.4	2.8	2.5	3.4
Helena	168	967	6985	57427	7.4	6.7	6.8	6.5
Tim	410	2110	17140	130405	18	14.7	16.7	14.7
Alison	161	759	6489	47745	7.1	5.3	6.3	5.4
Jackie	58	475	3380	30879	2.5	3.3	3.3	3.5
Kev	20	325	2034	26466	0.9	2.3	2	3
Paula	15	275	1822	21445	0.7	1.9	1.8	2.4
Philip	283	1727	12136	98406	12.4	12	11.8	11.1
Elaine	158	908	6107	48957	6.9	6.3	5.9	5.5
Roger & Joy	148	977	5167	38536	6.5	6.8	5	4.3
Brenda	15	184	1040	14184	0.7	1.3	1	1.6
Terry	12	182	1014	11801	0.5	1.3	1	1.3
Norma	5	76	435	5293	0.2	0.5	0.4	0.6
Ralph & Phyllis	140	673	4354	32843	6.1	4.7	4.2	3.7
Frank	29	239	1180	10026	1.3	1.7	1.1	1.1
Elsie & Arnold	32	279	1435	12988	1.4	1.9	1.4	1.5
Total	2281	14396	102938	887668	100.2	100.2	100.1	100.1

Potential



Population within catchment area wanting to participate in: Tennis

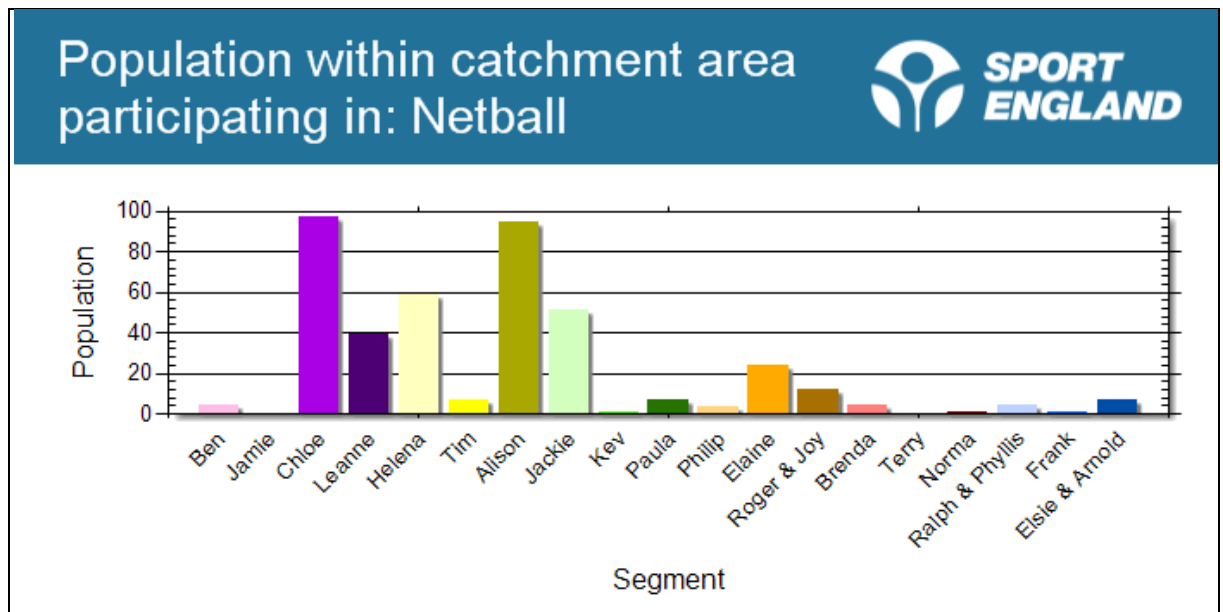
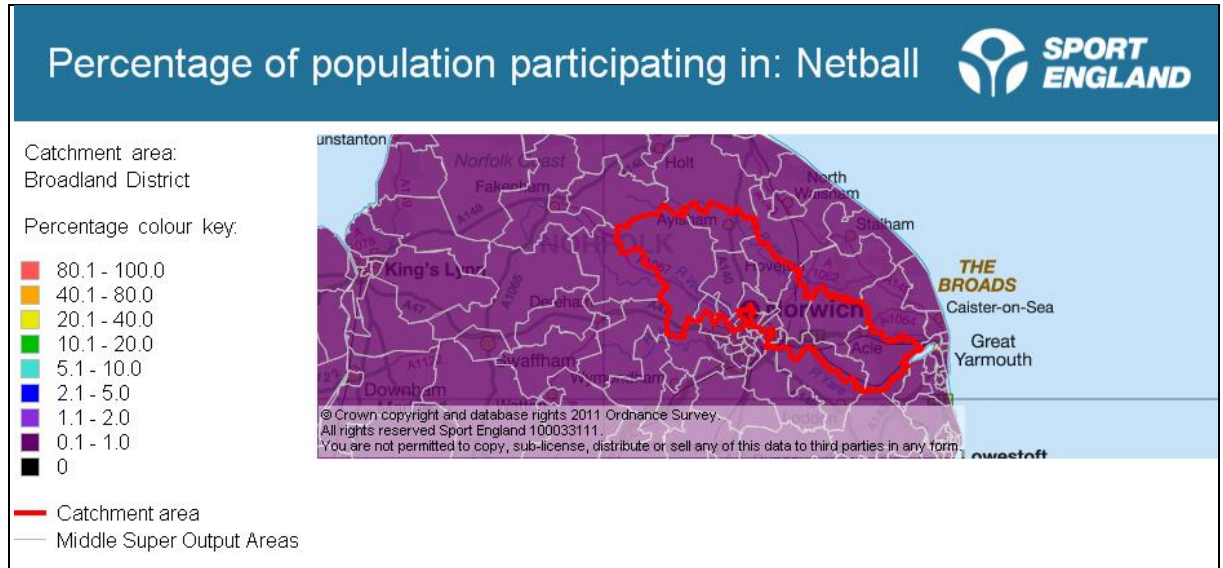


Segment	Catchment Pop.	CSP Pop.	Rgn Pop.	Nat Pop.	Catchment %	CSP %	Rgn %	Nat %
Ben	217	1224	10010	84246	9.3	7.8	9.1	8.5
Jamie	57	915	5624	68475	2.4	5.9	5.1	6.9
Chloe	272	1302	11091	89117	11.6	8.3	10	9
Leanne	81	1030	6537	77978	3.5	6.6	5.9	7.9
Helena	213	1221	8824	72541	9.1	7.8	8	7.3
Tim	361	1857	15083	114751	15.4	11.9	13.6	11.6
Alison	228	1080	9234	67945	9.8	6.9	8.4	6.9
Jackie	102	843	6004	54862	4.4	5.4	5.4	5.6
Kev	32	507	3171	41256	1.4	3.2	2.9	4.2
Paula	32	597	3953	46541	1.4	3.8	3.6	4.7
Philip	213	1300	9140	74111	9.1	8.3	8.3	7.5
Elaine	165	947	6369	51062	7.1	6.1	5.8	5.2
Roger & Joy	120	791	4186	31222	5.1	5.1	3.8	3.2
Brenda	32	408	2303	31424	1.4	2.6	2.1	3.2
Terry	13	197	1097	12775	0.6	1.3	1	1.3
Norma	9	144	826	10048	0.4	0.9	0.7	1
Ralph & Phyllis	102	488	3157	23814	4.4	3.1	2.9	2.4
Frank	23	195	964	8194	1	1.2	0.9	0.8
Elsie & Arnold	65	577	2970	26877	2.8	3.7	2.7	2.7
Total	2337	15623	110543	987239	100.2	99.9	100.2	99.9

NETBALL

BROADLAND

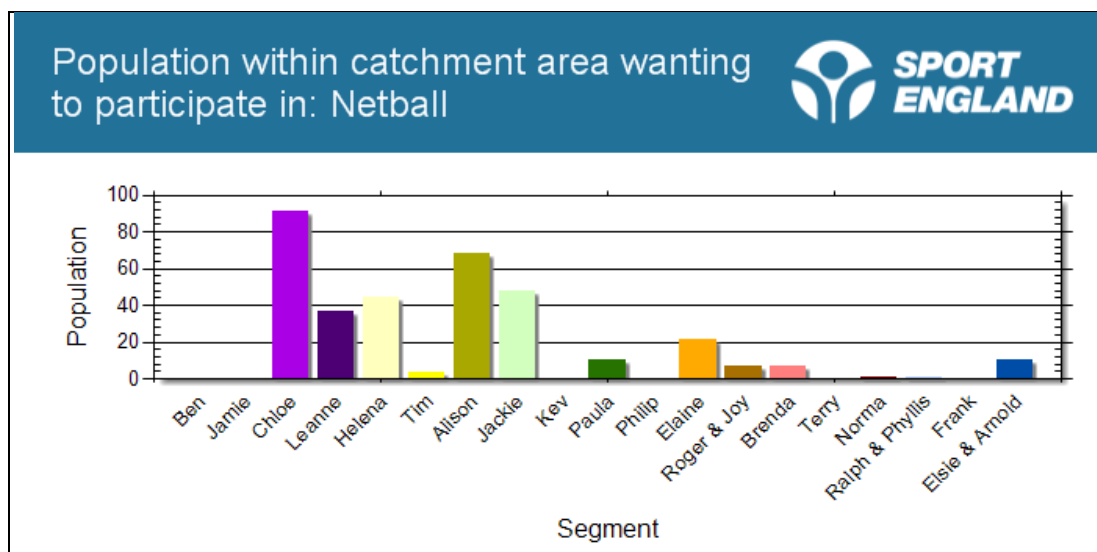
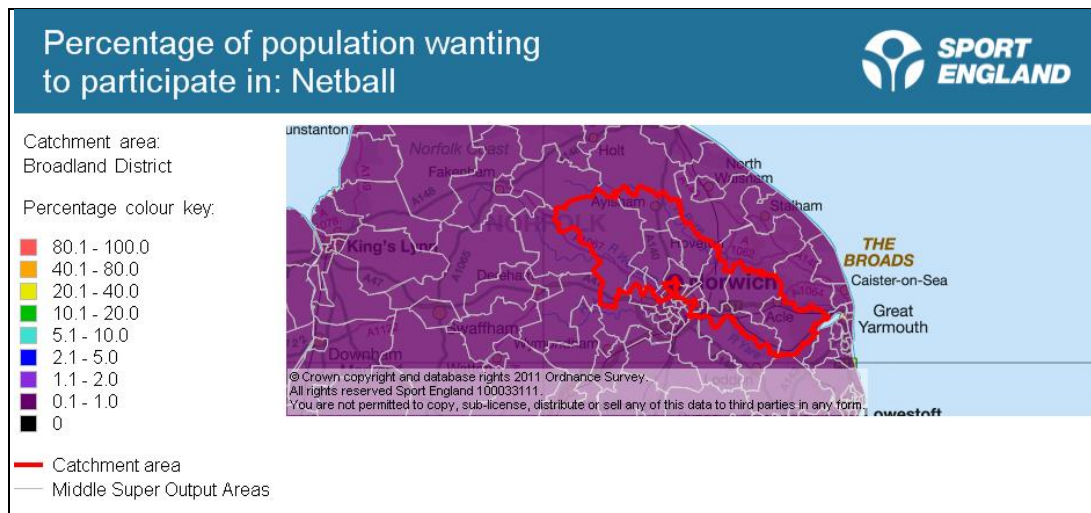
Actual



Segment	Catchment Pop.	CSP Pop.	Rgn Pop.	Nat Pop.	Catchment %	CSP %	Rgn %	Nat %
Ben	4	20	163	1367	1	0.8	0.8	0.8
Jamie	0	0	0	0	0	0	0	0
Chloe	97	528	4497	36137	23.3	19.9	23.1	20.7
Leanne	39	484	3073	36654	9.4	18.2	15.8	21
Helena	59	359	2589	21282	14.2	13.5	13.3	12.2
Tim	7	30	243	1846	1.7	1.1	1.2	1.1

Alison	95	410	3508	25809	22.8	15.5	18	14.8
Jackie	51	313	2227	20347	12.3	11.8	11.4	11.7
Kev	1	15	90	1168	0.2	0.6	0.5	0.7
Paula	7	151	998	11744	1.7	5.7	5.1	6.7
Philip	3	14	93	750	0.7	0.5	0.5	0.4
Elaine	24	143	961	7705	5.8	5.4	4.9	4.4
Roger & Joy	12	60	313	2331	2.9	2.3	1.6	1.3
Brenda	4	43	243	3310	1	1.6	1.2	1.9
Terry	0	0	0	0	0	0	0	0
Norma	1	4	19	221	0.2	0.2	0.1	0.1
Ralph & Phyllis	4	26	169	1269	1	1	0.9	0.7
Frank	1	5	24	197	0.2	0.2	0.1	0.1
Elsie & Arnold	7	48	247	2233	1.7	1.8	1.3	1.3
Total	416	2653	19457	174370	100.1	100.1	99.8	99.9

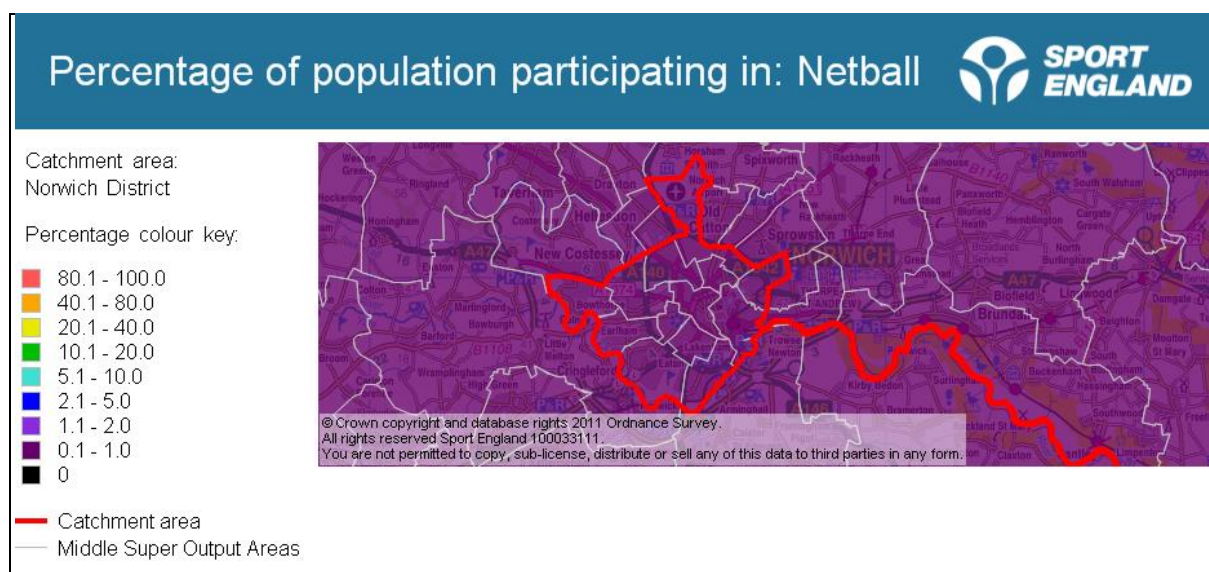
Potential



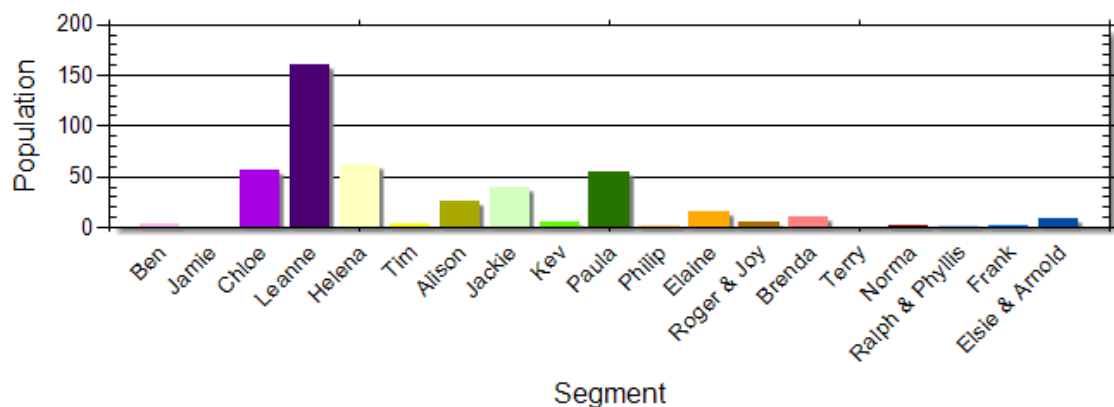
Segment	Catchment Pop.	CSP Pop.	Rgn Pop.	Nat Pop.	Catchment %	CSP %	Rgn %	Nat %
Ben	0	0	0	0	0	0	0	0
Jamie	0	0	0	0	0	0	0	0
Chloe	91	497	4233	34015	26.1	20.8	24.5	21.2
Leanne	37	464	2942	35090	10.6	19.4	17	21.9
Helena	44	270	1947	16007	12.6	11.3	11.3	10
Tim	3	11	82	624	0.9	0.5	0.5	0.4
Alison	68	293	2500	18392	19.5	12.2	14.5	11.5
Jackie	48	294	2089	19083	13.8	12.3	12.1	11.9
Kev	0	0	0	0	0	0	0	0
Paula	10	231	1528	17982	2.9	9.6	8.8	11.2
Philip	0	0	0	0	0	0	0	0
Elaine	21	127	852	6830	6	5.3	4.9	4.3
Roger & Joy	7	37	193	1436	2	1.5	1.1	0.9
Brenda	7	84	475	6480	2	3.5	2.7	4
Terry	0	0	0	0	0	0	0	0
Norma	1	14	76	914	0.3	0.6	0.4	0.6
Ralph & Phyllis	1	7	39	294	0.3	0.3	0.2	0.2
Frank	0	0	0	0	0	0	0	0
Elsie & Arnold	10	65	330	2987	2.9	2.7	1.9	1.9
Total	348	2394	17286	160134	99.9	100	99.9	100

NORWICH

Actual

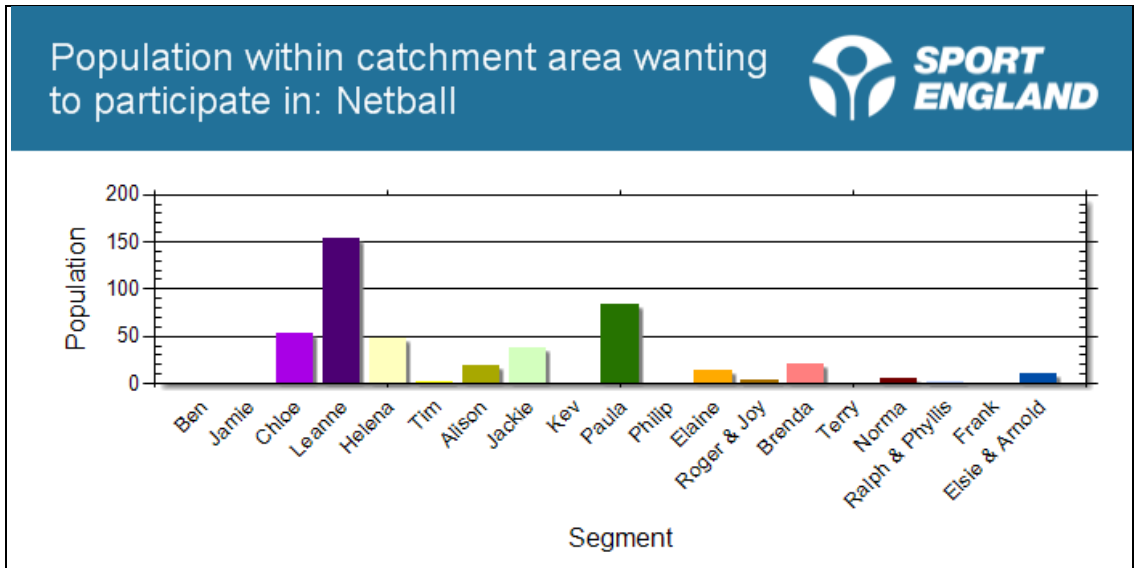


Population within catchment area participating in: Netball



Segment	Catchment Pop.	CSP Pop.	Rgn Pop.	Nat Pop.	Catchment %	CSP %	Rgn %	Nat %
Ben	3	20	163	1367	0.7	0.8	0.8	0.8
Jamie	0	0	0	0	0	0	0	0
Chloe	56	528	4497	36137	12.3	19.9	23.1	20.7
Leanne	160	484	3073	36654	35	18.2	15.8	21
Helena	62	359	2589	21282	13.6	13.5	13.3	12.2
Tim	4	30	243	1846	0.9	1.1	1.2	1.1
Alison	26	410	3508	25809	5.7	15.5	18	14.8
Jackie	40	313	2227	20347	8.8	11.8	11.4	11.7
Kev	5	15	90	1168	1.1	0.6	0.5	0.7
Paula	55	151	998	11744	12	5.7	5.1	6.7
Philip	2	14	93	750	0.4	0.5	0.5	0.4
Elaine	15	143	961	7705	3.3	5.4	4.9	4.4
Roger & Joy	5	60	313	2331	1.1	2.3	1.6	1.3
Brenda	11	43	243	3310	2.4	1.6	1.2	1.9
Terry	0	0	0	0	0	0	0	0
Norma	2	4	19	221	0.4	0.2	0.1	0.1
Ralph & Phyllis	2	26	169	1269	0.4	1	0.9	0.7
Frank	1	5	24	197	0.2	0.2	0.1	0.1
Elsie & Arnold	8	48	247	2233	1.8	1.8	1.3	1.3
Total	457	2653	19457	174370	100.1	100.1	99.8	99.9

Potential

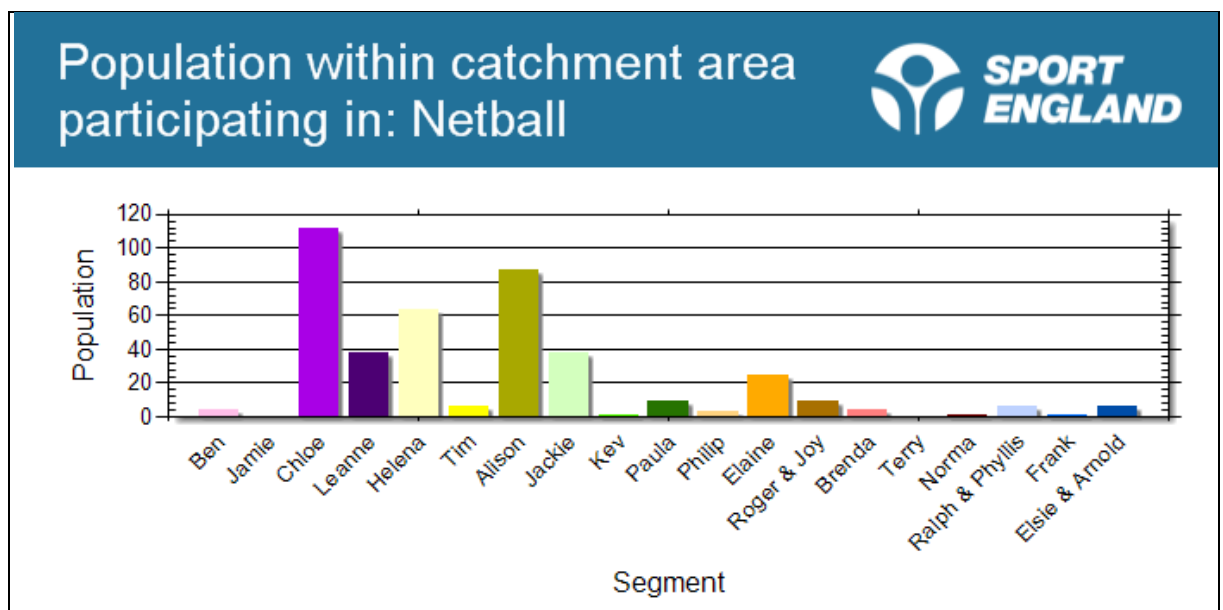
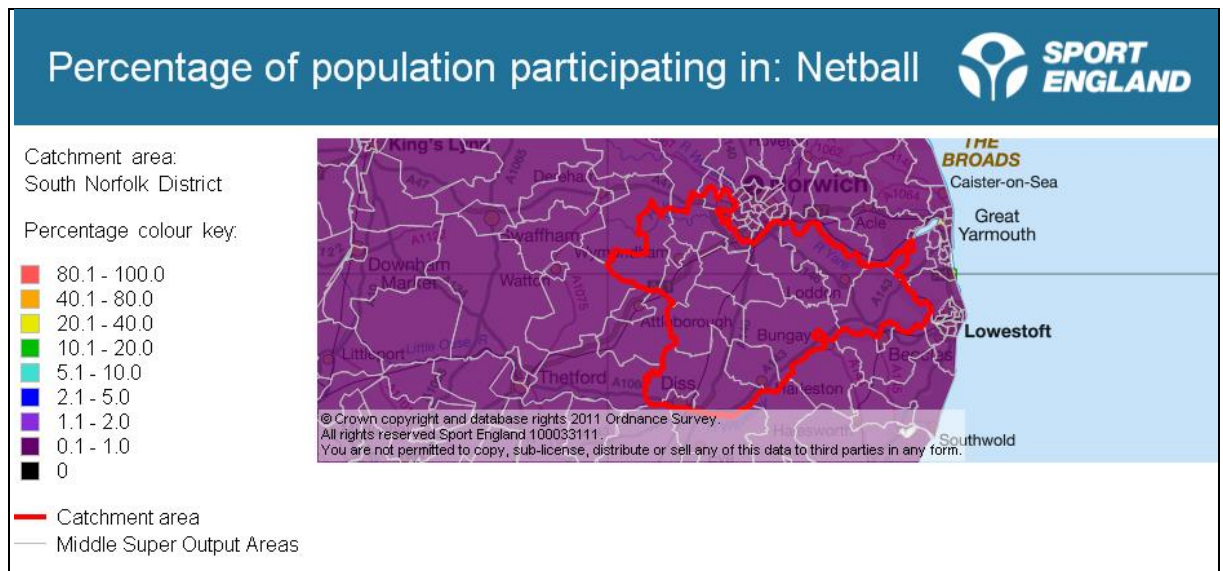


Segment	Catchment Pop.	CSP Pop.	Rgn Pop.	Nat Pop.	Catchment %	CSP %	Rgn %	Nat %
Ben	0	0	0	0	0	0	0	0
Jamie	0	0	0	0	0	0	0	0
Chloe	53	497	4233	34015	11.8	20.8	24.5	21.2
Leanne	153	464	2942	35090	34.1	19.4	17	21.9
Helena	47	270	1947	16007	10.5	11.3	11.3	10
Tim	2	11	82	624	0.4	0.5	0.5	0.4
Alison	19	293	2500	18392	4.2	12.2	14.5	11.5
Jackie	38	294	2089	19083	8.5	12.3	12.1	11.9
Kev	0	0	0	0	0	0	0	0
Paula	84	231	1528	17982	18.7	9.6	8.8	11.2
Phillip	0	0	0	0	0	0	0	0

Elaine	13	127	852	6830	2.9	5.3	4.9	4.3
Roger & Joy	3	37	193	1436	0.7	1.5	1.1	0.9
Brenda	21	84	475	6480	4.7	3.5	2.7	4
Terry	0	0	0	0	0	0	0	0
Norma	5	14	76	914	1.1	0.6	0.4	0.6
Ralph & Phyllis	1	7	39	294	0.2	0.3	0.2	0.2
Frank	0	0	0	0	0	0	0	0
Elsie & Arnold	10	65	330	2987	2.2	2.7	1.9	1.9
Total	449	2394	17286	160134	100	100	99.9	100

SOUTH NORFOLK

Actual

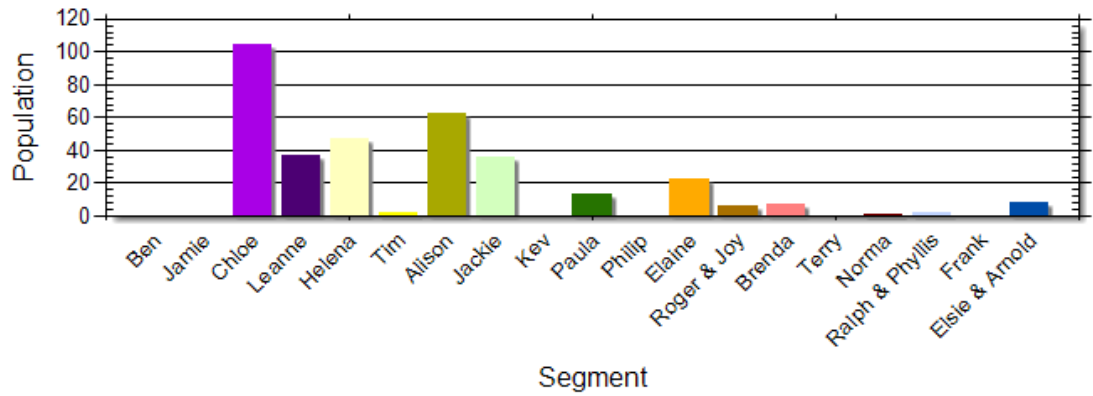


Segment	Catchment Pop.	CSP Pop.	Rgn Pop.	Nat Pop.	Catchment %	CSP %	Rgn %	Nat %
Ben	4	20	163	1367	1	0.8	0.8	0.8
Jamie	0	0	0	0	0	0	0	0
Chloe	111	528	4497	36137	26.9	19.9	23.1	20.7
Leanne	38	484	3073	36654	9.2	18.2	15.8	21
Helena	63	359	2589	21282	15.3	13.5	13.3	12.2
Tim	6	30	243	1846	1.5	1.1	1.2	1.1
Alison	87	410	3508	25809	21.1	15.5	18	14.8
Jackie	38	313	2227	20347	9.2	11.8	11.4	11.7
Kev	1	15	90	1168	0.2	0.6	0.5	0.7
Paula	9	151	998	11744	2.2	5.7	5.1	6.7
Philip	3	14	93	750	0.7	0.5	0.5	0.4
Elaine	25	143	961	7705	6.1	5.4	4.9	4.4
Roger & Joy	9	60	313	2331	2.2	2.3	1.6	1.3
Brenda	4	43	243	3310	1	1.6	1.2	1.9
Terry	0	0	0	0	0	0	0	0
Norma	1	4	19	221	0.2	0.2	0.1	0.1
Ralph & Phyllis	6	26	169	1269	1.5	1	0.9	0.7
Frank	1	5	24	197	0.2	0.2	0.1	0.1
Elsie & Arnold	6	48	247	2233	1.5	1.8	1.3	1.3
Total	412	2653	19457	174370	100	100.1	99.8	99.9

Potential



Population within catchment area wanting to participate in: Netball



Segment	Catchment Pop.	CSP Pop.	Rgn Pop.	Nat Pop.	Catchment %	CSP %	Rgn %	Nat %
Ben	0	0	0	0	0	0	0	0
Jamie	0	0	0	0	0	0	0	0
Chloe	104	497	4233	34015	30	20.8	24.5	21.2
Leanne	37	464	2942	35090	10.7	19.4	17	21.9
Helena	47	270	1947	16007	13.5	11.3	11.3	10
Tim	2	11	82	624	0.6	0.5	0.5	0.4
Alison	62	293	2500	18392	17.9	12.2	14.5	11.5
Jackie	36	294	2089	19083	10.4	12.3	12.1	11.9
Kev	0	0	0	0	0	0	0	0
Paula	13	231	1528	17982	3.7	9.6	8.8	11.2
Philip	0	0	0	0	0	0	0	0
Elaine	22	127	852	6830	6.3	5.3	4.9	4.3
Roger & Joy	6	37	193	1436	1.7	1.5	1.1	0.9
Brenda	7	84	475	6480	2	3.5	2.7	4
Terry	0	0	0	0	0	0	0	0
Norma	1	14	76	914	0.3	0.6	0.4	0.6
Ralph & Phyllis	2	7	39	294	0.6	0.3	0.2	0.2
Frank	0	0	0	0	0	0	0	0
Elsie & Arnold	8	65	330	2987	2.3	2.7	1.9	1.9
Total	347	2394	17286	160134	100	100	99.9	100